



**Parr Instrument Company**

**Chapter 2 Start**

**15**

This PDF is just one chapter from our Catalog 4500. Please refer to all eight chapters to make the proper equipment choice for your needs.

# Stirred Reactors and Pressure Vessels



**Designing and Building Quality Pressure Apparatus for 120 Years**

# Stirred Reactor Systems **Chapter 2**



## Inside this chapter you will find:

[4520 Bench Top,  
1000 & 2000 mL](#)

[4520 HP Bench Top,  
970 & 1900 mL](#)

[4530 Moveable Cart or Floor Stand,  
1000 & 2000 mL](#)

[4530 HP Moveable Cart or Floor Stand,  
970 & 1900 mL](#)

[4540 HP Bench Top, Floor Stand, or Moveable Cart,  
600 & 1200 mL](#)

[4550 Moveable Cart or Floor Stand,  
1 & 2 Gallon \(3.75 & 7.99 L\)](#)

[4555 Floor Stand,  
2.6 & 5 Gallon \(10 & 18.75 L\)](#)

[4560 Mini, Bench Top,  
100-600 mL](#)

[4560 HT Mini, Bench Top,  
300-600 mL](#)

[4570 HP/HT, Bench Top, Moveable Cart, or Floor Stand,  
250-1800 mL](#)

[4580 HP/HT, Moveable Cart or Floor Stand,  
1 & 1.5 Gallon \(3.75 & 5.5 L\)](#)

[4590 Micro, Bench Top,  
25-100 mL](#)

[4590 HP Micro, Bench Top,  
25-100 mL](#)

[4590 HP/HT Micro, Bench Top,  
25-100 mL](#)

[5100 Low Pressure Glass or Metal, Bench Top,  
160-1500 mL](#)

[5500 Compact Bench Top,  
25-600 mL](#)

# Reactor Selection Guide



It is possible to convert most of these reactors from one size to another within the same series. This is done by substituting a longer or shorter cylinder with corresponding internal fittings including the stirrer shaft, thermowell or thermocouple, dip tube and cooling coil (if installed). In some cases, the heater will also need to be changed. The Parr Customer Service department will be happy to provide a list of the appropriate conversion parts for any contemplated conversion.



**The selection process starts with establishing the Four Basic Specifications discussed below.** Having set these requirements, the user can then identify a suitable series group from the Guide to

Parr Stirred Reactors. The user should then review the standard fittings. Finally, a list of Secondary Specifications should determine some of the finer details of the system.

## 1 Establish 4 Basic Specifications

### 1. Maximum Operating Pressure

Parr offers a number of operating pressures. Vessels 600 mL and under in volume are typically rated for 3000 psi, and vessels 1 L or larger are typically rated for 1900 psi. We also offer 5000 psi versions of models up to approximately 2 L, and 3000 psi versions of models up to 5.5 L. Some pressure limits can be increased with custom designs. However, higher pressure vessels generally require thicker walls, which can make temperature control more difficult, and larger volume, high pressure vessels are heavier and more difficult to handle. We also have a line of 5100 Series Low Pressure Reactors which can handle pressures up to 150 psi with a glass cylinder or up to 1000 psi with a metal cylinder.

### 2. Maximum Operating Temperature

Traditionally, the choices here have been up to 350 °C for vessels with PTFE gaskets and up to 500 °C for flexible graphite (previously metal) gaskets. Parr added the option of a self-sealing O-ring closure for general purpose vessels over a full range of volumes. These quick closing designs are limited to 225 °C, although this can be raised to 300 °C with special O-ring materials.

### 3. Vessel Size

Standard Parr stirred reactors are offered in many sizes ranging from 25 mL to 18.75 liters (5-gallon). It should be noted that these volumes refer to the free space in the vessel, and for safe operation the maximum liquid charge held in the vessel typically should not exceed two-thirds of the available free space in sealed batch operations. Generally, several vessel volumes are offered within most series, and reactor sizes can be reconfigured with conversion parts.

### 4. Material of Construction

Parr reactors are normally made of Type 316 Stainless Steel, but they can be made of other alloys as well.

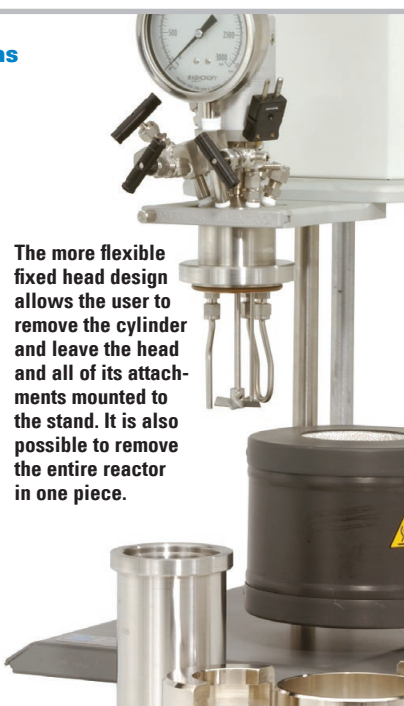
The list of available materials of construction includes:

- Type 316/316L Stainless Steel
- Alloy A-286
- Alloy 20
- Alloy 230
- Alloy 400
- Alloy 600
- Alloy 625
- Alloy B-2/B-3
- Alloy C-276
- Nickel 200
- Titanium Grades 2, 3, 4, & 7
- Zirconium 702 & 705

## Moveable and Fixed Head Designs



The moveable head is best when the user prefers to remove the entire reactor in one piece after running the operation.



The more flexible fixed head design allows the user to remove the cylinder and leave the head and all of its attachments mounted to the stand. It is also possible to remove the entire reactor in one piece.

### Other materials may be available upon request.

The majority of organic reactions can be handled in a standard T316 Stainless Steel vessel, but other corrosion resistant alloys are available to provide vessels suitable for use with a wide range of corrosive acids, bases, salts and gases. Special alloy construction can be provided for both the internal parts of the vessel and the external valves and fittings. However, there are considerable cost savings if the user can accept standard external parts made of stainless steel instead of a special alloy.

There is more detailed information on special materials in the "Materials of Construction" section of Chapter 1, starting on page 10, of this catalog.

## 2 Select Appropriate Series

Series No.	Reactor Type	Nominal Size	Maximum Pressure psi (bar)	Maximum Temperature °C
<a href="#">4520</a>	Bench Top	1000 and 2000 mL	1900 (131)	225-350
<a href="#">4520 HP</a>	High Pressure Bench Top	970 and 1900 mL	2900 (200)	350
<a href="#">4530</a>	Moveable Cart or Floor Stand	1000 and 2000 mL	1900 (131)	225-350
<a href="#">4530 HP</a>	High Pressure Moveable Cart or Floor Stand	970 and 1900 mL	2900 (200)	350
<a href="#">4540</a>	High Pressure Bench Top, Floor Stand or Cart	600 and 1200 mL	5000 (345)	350
<a href="#">4550</a>	Moveable Cart or Floor Stand	1 and 2 gallon (3.75 and 7.99 L)	1900 (131)	225-350
<a href="#">4555</a>	Floor Stand	5 and 2.6 gallon (18.75 and 10 L)	1900 (131)	225-350
<a href="#">4560</a>	Mini, Bench Top	100-600 mL	3000 (207)*	225-350
<a href="#">4560 HT</a>	High Temperature Mini, Bench Top	300-600 mL	2000 (138)	500
<a href="#">4571-4572</a> <a href="#">4577-4578</a>	High Pressure/High Temperature, Moveable Cart or Floor Stand	1000 and 1800 mL	5000 (345)	500
<a href="#">4575A-4576A</a> <a href="#">4575B-4576B</a>	High Pressure/High Temperature, Bench Top	250 and 500 mL	5000 (345)	500
<a href="#">4581-4584</a>	High Pressure/High Temperature, Moveable Cart or Floor Stand	1 and 1.5 gallon (3.75 L and 5.5 L)	3000 (207)*	500
<a href="#">4590</a>	Micro, Bench Top	25-100 mL	3000 (207)*	225-350
<a href="#">4590 HP</a>	High Pressure Micro, Bench Top	25-100 mL	5000 (345)	350
<a href="#">4590 HP/HT</a>	High Pressure Micro, Bench Top, High Temperature (Fixed Head Only)	25-100 mL	5000 (345)	500
<a href="#">5100</a>	Low Pressure Glass or Metal Reactors	160 mL-1.5 L	150 (10.3) Glass 1000 (69) Metal	225 225-300
<a href="#">5500</a>	Mini or Micro, Bench Top, Compact Stand	25-600 mL	3000 (207)*	225-350

\* 200 bar for CE orders

**Custom options available.** Contact Parr's Customer Service Department.

### Size

25 mL < > 18.75 L

Parr Instrument Company offers laboratory reactors and pressure vessels in sizes from 25 mL to 18.75 L. Generally it is best to select a size that will allow for 1/3 free space. This allows for some liquid expansion during the heating phase of a reaction.

### Pressures (psi)

1900 > 3000 > 5000

Maximum Allowable Working Pressures (MAWP) are determined by adherence to the ASME pressure vessel design criteria. There are three ranges; up to 1900 psi, up to 5000 psi, and in most cases reactors in the 25 mL to 600 mL range can be rated to 3000 psi. Parr Instrument Company recommends research be restricted to 90% of any vessel's MAWP rating because of the standard rupture disc installed. A vessel's pressure capacity is directly tied to the temperature the vessel will be operating.

### Temperatures

225 °C < > 500 °C

Operating Temperatures have traditionally been limited to 350 °C using a flat PTFE gasket. Flexible graphite gaskets have now extended the range to 500 °C. New quick opening designs have been added to the Parr product line that use O-rings for the seal and normally limit the temperature to 225 °C (Viton®) or 300 °C (Kalrez®).

# Reactor Selection Guide

## 3 Confirm Standard Fittings

**Pressure Gage**, analog type, which shows the pressure within the vessel at all times.

**Liquid Sampling Valve** for withdrawing liquid samples through the dip tube shared with the gas inlet valve. Incoming gas can be used to clear the dip tube between liquid samples.

**Thermocouple or Thermowell** for measuring the temperature within the vessel. In small reactors, a thermocouple encased in a metal sheath extends directly into the vessel. In larger reactors, and in vessels constructed of special alloys, the control thermocouple is inserted into a thermowell which extends to a point near the bottom of the vessel.

**Gas Release Valve** to release gas from the reactor during or at the completion of a run.

**Internal Stirring System** consists of a motor drive magnetically coupled to an internal stirrer shaft with attached turbine-type impeller(s).

**Dip Tube**

**Cooling Coil**

**Safety Rupture Disc** to protect the vessel and the operator from dangerous pressures beyond the rated limit for the vessel.

**Gas Inlet Valve** for charging gas into the reactor. This valve and the liquid sampling valve are connected to a dip tube which extends to the bottom of the vessel.

**Guide or Foot Bearing** with a PTFE bushing to support and stabilize lower stirrer shaft. (Not required with footless magnetic drive)

## 4 Specify Detailed Options

There are a number of options to be considered and selections to be made in order to complete the specifications for a reactor. You will need to choose from the following:

### 1. Sealing Style

Parr reactors may be provided with a flat gasket seal or an O-ring seal. Most commonly, a flat PTFE gasket is used. These are generally good for temperatures up to 350 °C. A graphite seal for temperatures up to 500 °C is used for high temperature systems.

O-ring seals allow for a convenient, boltless closure, but the material must be checked carefully against the intended process as there are many solvents and gases which attack O-rings.

Our typical O-ring seal is designed to be self-sealing at high pressures. However, this design needs to be modified when the reactor is going to be operated at or below 20% of its high pressure rating.

### 2. Mounting Style

Parr reactors may be provided with a moveable vessel mounting or fixed head mounting.

In the moveable vessel style the complete vessel assembly (only the head in the one gallon or larger) is removed from the heater for charging, product recovery, and vessel cleaning.

In the fixed head style the head remains in the mounting fixture and the reactor heater, then the cylinder drops away to cool and open the vessel. This is useful for users who wish to leave inlet and feed lines, discharge and vent lines, condensers, and similar head connections undisturbed between runs. The head is easily removable by sliding the head out of its slot on the stand.

### 3. Support Stand

Parr stirred reactors are most commonly mounted on a bench top stand for sizes of 2 liter or smaller. Vessels 1 liter or larger may be mounted on either moveable carts or fixed floor stands. Care should be taken to check stand dimensions with the available space at the user's facility.

### 4. Stirrer Type

Parr reactors have a magnetic drive equipped for most low viscosity fluids and light slurries. Drives with higher coupling torque and more powerful motors are available for higher viscosity applications.

Also, many reactors require a lower support bracket to stabilize the stirring shaft. In applications with abrasive particles or heavy mixing, a "footless" magnetic drive with a larger diameter shaft may be provided.

### 5. Cooling Coil

An internal cooling coil can be installed in all reactors (except the Micro sizes) to remove the heat during a reaction and/or to cool the vessel at the end of a run. In some reactors a cooling coil is furnished as a standard fitting. In others, a coil can be added as an option in either serpentine style or alternately in a spiral style for selected models. For the micro sizes, with their limited dimensions, a cold finger may be added as an option.

### 6. Gage and Rupture Disc Ranges

The pressure gage range must be selected to provide the resolution desired, while having a range high enough to handle the maximum pressure the reactor will experience. One would be tempted to simply get a gage with the largest range possible, but this can reduce the resolution to unacceptable levels. One good rule of thumb for good resolution is to operate with the gage at half of its maximum range. One good rule of thumb for good resolution is to operate with the gage at half of its maximum range.

The rupture disc is most commonly matched to the Maximum Allowable Working Pressure of the vessel, ensuring the disc will burst before reaching a pressure beyond the MAWP range. Care must be taken not to take the vessel above 90% of its burst pressure under normal operation. This will help protect the disc from the effects of repeated pressure cycles.

### 7. Controller Options

Parr controllers are typically set up to control temperature, but may also be set up with digital displays of pressure, stirring speed, secondary temperature, and other displays and controls.

These may be set up with data logging via PC as well. For more information on these options, see the "Reactor Controllers Section" of this catalog.

### 8. Certification

ASME, CE, and PARR Certifications are available for users who require these recognized quality assurance certifications.

### 9. Custom Options

A wide range of custom options such as special openings in the head or cylinder, high viscosity stirrers, windows, special valves, heaters or jackets, explosion proof wiring, and volume modifications are available.

Various accessories, such as glass or PTFE liners, condensers, catalyst holders, and alternate stirrers are available to further adapt these reactors to the individual user's applications.

Detailed information for these and other options are found in Optional Accessories, Chapter 7, starting on page 115 of this catalog.

## How to use the Ordering Guide:

The last page of each Reactor Series in this chapter is an Ordering Guide. A composite identification/order number can be generated by combining the individual symbols from the separate sections. Omit any symbols not desired for the system.

**Example:** Using the Ordering Guide from the Series 4520 Stirred Reactors we have chosen to order a 1000 mL fixed head reactor, PTFE Flat Gasket, the vessel manufactured out of T316 Stainless Steel, a general purpose magnetic drive made of T316 Stainless Steel, 115V power supply, 1/4 hp explosion-proof motor, 2000 psi pressure gage, no bottom drain valve, and a 4848 controller.

The order number for that particular configuration would appear as follows:

Stirred Reactors 2

### Series 4520 Ordering Guide

The Order No. for the Base System is: 452\_\_-T-SS-M-115-VS.12-2000-4848

A composite identification number to be used when ordering a 4520 Series Reactor can be developed by combining individual symbols from the separate sections below. For more information on how to use this ordering guide, please see page 27.

<p><b>A Base Model</b></p> <table border="1" style="width: 100%; border-collapse: collapse;"> <thead> <tr> <th>Model No.</th> <th>Size</th> <th>Vessel Style</th> </tr> </thead> <tbody> <tr> <td>4523</td> <td>1000 mL</td> <td>Fixed</td> </tr> <tr> <td>4524</td> <td>2000 mL</td> <td>Fixed</td> </tr> <tr> <td>4525</td> <td>1000 mL</td> <td>Movable</td> </tr> <tr> <td>4526</td> <td>2000 mL</td> <td>Movable</td> </tr> </tbody> </table> <p><small>High Pressure sizes are 570 mL &amp; 1900 mL.</small></p> <p><b>B High Pressure Option</b></p> <table border="1" style="width: 100%; border-collapse: collapse;"> <thead> <tr> <th>No Symbol</th> <th>Standard Configuration (1900 psi / 131 bar)</th> </tr> </thead> <tbody> <tr> <td>-HP</td> <td>2900 psi (200 bar)</td> </tr> </tbody> </table> <p><b>C Gasket / Maximum Temperature</b></p> <table border="1" style="width: 100%; border-collapse: collapse;"> <thead> <tr> <th>Symbol</th> <th>Material / Temperature</th> </tr> </thead> <tbody> <tr> <td>-OV</td> <td>FKM O-ring / 225 °C</td> </tr> <tr> <td>-OK</td> <td>FKM O-ring / 300 °C</td> </tr> <tr> <td>-T</td> <td>PTFE Flat Gasket / 350 °C</td> </tr> </tbody> </table> <p><b>D Vessel Material of Construction</b></p> <table border="1" style="width: 100%; border-collapse: collapse;"> <thead> <tr> <th>Symbol</th> <th>Material</th> </tr> </thead> <tbody> <tr> <td>-SS</td> <td>T316 Stainless Steel</td> </tr> <tr> <td>-M0</td> <td>Alloy 600</td> </tr> <tr> <td>-N</td> <td>Alloy 800</td> </tr> <tr> <td>-HB</td> <td>Alloy B-2 / B-3</td> </tr> <tr> <td>-HC</td> <td>Alloy C-276</td> </tr> <tr> <td>-CS</td> <td>Alloy 20</td> </tr> <tr> <td>-T2</td> <td>Titanium Grade 2</td> </tr> <tr> <td>-T4</td> <td>Titanium Grade 4</td> </tr> <tr> <td>-Zr702</td> <td>Zirconium Grade 702</td> </tr> <tr> <td>-Zr705</td> <td>Zirconium Grade 705</td> </tr> </tbody> </table> <p><small>See the complete list of available alloys.</small></p>	Model No.	Size	Vessel Style	4523	1000 mL	Fixed	4524	2000 mL	Fixed	4525	1000 mL	Movable	4526	2000 mL	Movable	No Symbol	Standard Configuration (1900 psi / 131 bar)	-HP	2900 psi (200 bar)	Symbol	Material / Temperature	-OV	FKM O-ring / 225 °C	-OK	FKM O-ring / 300 °C	-T	PTFE Flat Gasket / 350 °C	Symbol	Material	-SS	T316 Stainless Steel	-M0	Alloy 600	-N	Alloy 800	-HB	Alloy B-2 / B-3	-HC	Alloy C-276	-CS	Alloy 20	-T2	Titanium Grade 2	-T4	Titanium Grade 4	-Zr702	Zirconium Grade 702	-Zr705	Zirconium Grade 705	<p><b>I Internal Cooling Coil</b></p> <table border="1" style="width: 100%; border-collapse: collapse;"> <thead> <tr> <th>Symbol</th> <th>Option</th> </tr> </thead> <tbody> <tr> <td>-SC</td> <td>Serpentine Coil</td> </tr> </tbody> </table> <p><b>J Bottom Drain Valve</b></p> <table border="1" style="width: 100%; border-collapse: collapse;"> <thead> <tr> <th>Symbol</th> <th>Option</th> </tr> </thead> <tbody> <tr> <td>-BDV</td> <td>Bottom Drain Valve, 3/8" NPT for standard systems, 1/4" NPT for HP systems (4523 &amp; 4525 only)</td> </tr> </tbody> </table> <p><b>K Controller</b></p> <table border="1" style="width: 100%; border-collapse: collapse;"> <thead> <tr> <th>Symbol</th> <th>Option</th> </tr> </thead> <tbody> <tr> <td>-4848 (included in base system)</td> <td>PID Control, Ramp &amp; Soak Programming, Motor Speed Control, and Data logging with Software. (RS-485 to USB cable not included) for use with up to three additional display modules.</td> </tr> <tr> <td>-4848B</td> <td>Same as above but for use with up to six additional display modules.</td> </tr> <tr> <td>-A2110E</td> <td>Motor Controller</td> </tr> <tr> <td>-4871</td> <td>Process Controller (for enhanced control options)</td> </tr> </tbody> </table> <p><small>See Chapter 6 for a complete list of controllers and options.</small></p> <p><b>L 4848 Controller Options</b></p> <table border="1" style="width: 100%; border-collapse: collapse;"> <thead> <tr> <th>Symbol</th> <th>Option</th> </tr> </thead> <tbody> <tr> <td>-TDM</td> <td>Tachometer Display Module</td> </tr> <tr> <td>-MCM</td> <td>Motor Control Module w/Tachometer</td> </tr> <tr> <td>-PDM</td> <td>Pressure Display Module</td> </tr> <tr> <td>-HTM</td> <td>High Temperature Cut Off Module</td> </tr> <tr> <td>-ETM</td> <td>External Temperature Limit Module</td> </tr> <tr> <td>-MTM</td> <td>Motor Torque Module (must be installed with the MCM)</td> </tr> <tr> <td>-SVM</td> <td>Solenoid Valve Module (for cooling control)</td> </tr> <tr> <td>-A1925E4</td> <td>RS-485 to USB Cable for 4848 Controller (required for data logging)</td> </tr> <tr> <td>-A1925E5</td> <td>RS-485 to USB Converter, isolated, 30-ft</td> </tr> <tr> <td>-A220E</td> <td>RS-485 Daisy Chain for Multiple Controllers (Must be used with 1925E)</td> </tr> <tr> <td>-A220HC</td> <td>SpecView Software Package for 4838/4848 Controller</td> </tr> </tbody> </table> <p style="text-align: right;"><b>Options List All D...</b></p>	Symbol	Option	-SC	Serpentine Coil	Symbol	Option	-BDV	Bottom Drain Valve, 3/8" NPT for standard systems, 1/4" NPT for HP systems (4523 & 4525 only)	Symbol	Option	-4848 (included in base system)	PID Control, Ramp & Soak Programming, Motor Speed Control, and Data logging with Software. (RS-485 to USB cable not included) for use with up to three additional display modules.	-4848B	Same as above but for use with up to six additional display modules.	-A2110E	Motor Controller	-4871	Process Controller (for enhanced control options)	Symbol	Option	-TDM	Tachometer Display Module	-MCM	Motor Control Module w/Tachometer	-PDM	Pressure Display Module	-HTM	High Temperature Cut Off Module	-ETM	External Temperature Limit Module	-MTM	Motor Torque Module (must be installed with the MCM)	-SVM	Solenoid Valve Module (for cooling control)	-A1925E4	RS-485 to USB Cable for 4848 Controller (required for data logging)	-A1925E5	RS-485 to USB Converter, isolated, 30-ft	-A220E	RS-485 Daisy Chain for Multiple Controllers (Must be used with 1925E)	-A220HC	SpecView Software Package for 4838/4848 Controller
Model No.	Size	Vessel Style																																																																																										
4523	1000 mL	Fixed																																																																																										
4524	2000 mL	Fixed																																																																																										
4525	1000 mL	Movable																																																																																										
4526	2000 mL	Movable																																																																																										
No Symbol	Standard Configuration (1900 psi / 131 bar)																																																																																											
-HP	2900 psi (200 bar)																																																																																											
Symbol	Material / Temperature																																																																																											
-OV	FKM O-ring / 225 °C																																																																																											
-OK	FKM O-ring / 300 °C																																																																																											
-T	PTFE Flat Gasket / 350 °C																																																																																											
Symbol	Material																																																																																											
-SS	T316 Stainless Steel																																																																																											
-M0	Alloy 600																																																																																											
-N	Alloy 800																																																																																											
-HB	Alloy B-2 / B-3																																																																																											
-HC	Alloy C-276																																																																																											
-CS	Alloy 20																																																																																											
-T2	Titanium Grade 2																																																																																											
-T4	Titanium Grade 4																																																																																											
-Zr702	Zirconium Grade 702																																																																																											
-Zr705	Zirconium Grade 705																																																																																											
Symbol	Option																																																																																											
-SC	Serpentine Coil																																																																																											
Symbol	Option																																																																																											
-BDV	Bottom Drain Valve, 3/8" NPT for standard systems, 1/4" NPT for HP systems (4523 & 4525 only)																																																																																											
Symbol	Option																																																																																											
-4848 (included in base system)	PID Control, Ramp & Soak Programming, Motor Speed Control, and Data logging with Software. (RS-485 to USB cable not included) for use with up to three additional display modules.																																																																																											
-4848B	Same as above but for use with up to six additional display modules.																																																																																											
-A2110E	Motor Controller																																																																																											
-4871	Process Controller (for enhanced control options)																																																																																											
Symbol	Option																																																																																											
-TDM	Tachometer Display Module																																																																																											
-MCM	Motor Control Module w/Tachometer																																																																																											
-PDM	Pressure Display Module																																																																																											
-HTM	High Temperature Cut Off Module																																																																																											
-ETM	External Temperature Limit Module																																																																																											
-MTM	Motor Torque Module (must be installed with the MCM)																																																																																											
-SVM	Solenoid Valve Module (for cooling control)																																																																																											
-A1925E4	RS-485 to USB Cable for 4848 Controller (required for data logging)																																																																																											
-A1925E5	RS-485 to USB Converter, isolated, 30-ft																																																																																											
-A220E	RS-485 Daisy Chain for Multiple Controllers (Must be used with 1925E)																																																																																											
-A220HC	SpecView Software Package for 4838/4848 Controller																																																																																											

**No. 4523-T-SS-M-SS-115-XP.25-2000-4848**

<b>A.</b>	<b>C.</b>	<b>D.</b>	<b>E.</b>	<b>F.</b>	<b>G.</b>	<b>H.</b>	<b>I.</b>	<b>L.</b>
<b>Model</b>	<b>Gasket</b>	<b>Material</b>	<b>Stirrer</b>	<b>Drive MOC</b>	<b>Voltage</b>	<b>Motor</b>	<b>Gage</b>	<b>Controller</b>
No. 4523	-T	-SS	-M	-SS	-115	-XP.25	-2000	-4848

1-800-872-7720 | 1-309-762-7716

Parr Instrument Company

27

Series Number:

# 4520

Type:  
**General Purpose**

Stand:  
**Bench Top**

Mounting Style:  
**Moveable or Fixed Head**

Vessel Sizes, mL:  
**1000-2000**  
**970-1900 HP**

Standard Pressure  
MAWP Rating, psi (bar):  
**1900 (131)**

Standard Maximum  
Operating Temp., °C:  
**225 w/ FKM O-ring**  
**300 w/ FFKM O-ring**  
**350 w/ PTFE Flat Gasket**

High Pressure (HP)  
MAWP Rating, psi (bar):  
**2900 (200)**

Maximum Operating  
Temperature, °C, at  
High Pressure (HP):  
**350 @ 2900 psi**

## Series 4520 Bench Top Reactors, 1 & 2 L

**These are the largest of the Parr Reactors that can be handled on a bench top.**

These reactors are available with an FKM O-ring seal for operating temperatures to 225 °C, and FFKM O-ring for temperatures to 300 °C, or with a flat, PTFE gasket for operating temperatures up to 350 °C maximum.

An optional HP (High Pressure) flat gasket version has been added for maximum allowable working pressure of 2900 psi (200 bar) at 350 °C. Both fixed head and moveable vessel designs are available. An optional pneumatic lift is available for the heavier 2 liter cylinder and heater. It should be noted, however, that the 2 liter, fixed head model is tall and may not be convenient to operate on a standard height bench top. We recommend using a floor stand. (See Series 4530)

With their 4-inch internal diameter, these mid-size reactors have sufficient space for special modifications, such as an internal cooling coil, bottom drain valve (not on 2 liter bench top), ball valve for a solids

charging port, catalyst addition devices, condensers, electrical feed-throughs and more. Details are provided in Chapter 7 of this catalog, starting on page 115.

The standard magnetic stirrer drive on these 4520 Models works well for reaction mixtures

with viscosities up to 25,000 centipoise. For heavier stirring loads, these reactors can be equipped with larger magnetic drives, more powerful motors, and drive trains capable of delivering additional stirring torque.



**Model 4523 Bench Top Reactor, 1000 mL, Fixed Head, open to show Internal Fittings, and a 4848 Controller shown with optional Expansion Modules.**

## 4520

Series 4520 Pressure Reactor System Specifications				
Shaded bar indicates specifications that change within series.				
Model Number	4523	4524	4525	4526
Approximate Volume, mL	1000	2000	1000	2000
Approximate Volume for HP Models, mL	970	1900	970	1900
Maximum Pressure (MAWP)	1900 psi (131 bar)			
HP Maximum Pressure (MAWP)	2900 psi (200 bar)			
<b>Maximum Temperature</b>				
with FKM O-ring	225 °C			
with FFKM O-ring	300 °C			
with PTFE Flat Gasket	350 °C			
<b>Reactor Details</b>				
Mounting Style	Fixed Head		Moveable	
Stand Type	Bench Top			
Closure	Split-Ring (6 Compression Bolts for Flat Gasket, no Compression Bolts for O-ring)			
High Pressure Closure	Split-Ring (12 Compression Bolts for Flat Gasket, no Compression Bolts for O-ring)			
Valve Connections	1/8" Male NPT			
Magnetic Stirrer, Model No.	A1120HC6 General Purpose or A2140HC Footless			
Maximum Torque	16 Inch-Pounds			
Impeller(s), 6 blades	2 (2.28" dia. / HP: 2.00" dia.)			
Stirrer Motor	1/8 hp variable speed			
Pressure Gage, Size	4.5 inches			
Range	0-2000 psi (138 bar) / HP: 0-3000 psi (207 bar)			
Temperature Measurement	Thermowell			
Cooling Coil (optional)	Serpentine			
Bottom Drain Valve (BDV) (optional)				
Standard Pressure (1900 psi)	3/8" NPT	N/A	3/8" NPT	N/A
High Pressure (2900 psi)	1/4" NPT		1/4" NPT	
Lift Mechanism (optional)	Pneumatic		N/A	
<b>Heater Style</b>	Calrod			
Heater Power, Watts	1000 / 1500	1500 / 2000	1000 / 1500	1500 / 2000
<b>Electrical Supply</b>				
Volts, AC	115 / 230			
Maximum Load, amps, 115 / 230	12 / 9			
<b>Cylinder Dimensions</b>				
I.D. x Depth, inches	4.0 x 5.4	4.0 x 10.5	4.0 x 5.4	4.0 x 10.5
I.D. x Depth, inches for HP	3.75 x 5.4	3.75 x 10.5	3.75 x 5.4	3.75 x 10.5
Vessel Assembly Weight, pounds	33	38	30	36
Vessel Assembly Weight for HP, pounds	36	44	35	43
Cylinder Weight, pounds	8.9	13.7	8.9	13.7
Cylinder Weight for HP, pounds	11.3	18.4	11.3	18.4
<b>Reactor Dimensions</b>				
Width x Depth w/o Controller, inches	17 x 24			
Height, inches	38 (48 with BDV)	48	38 (48 with BDV)	48
Weight, pounds	105	120	100	115
<b>Spare Parts Kit</b>	4529M			
Other options available. See Ordering Guide, visit <a href="http://www.parrinst.com">www.parrinst.com</a> , or call for more information. Weights and dimensions are estimated from the base model. Final weights and dimensions will vary based on options selected.				



Series Number:

# 4520

## Series 4520 Bench Top Reactors, 1 & 2 L

### Index to Options

Option	Page
Certification	8
Materials of Construction	10
Magnetic Drive	14
Gaskets & Seals	18
Stirrer Motor	118
Rupture Disc	124
Pressure Gage	125
Cooling Coil	129
Bottom Drain Valve	131

### Custom Option

Custom Option	Page
Heaters	116
Gear Drives	119
Stirrers	120
Catalyst Baskets	122
Condensers	123
Relief Valves	125
Solids Charging Ports	128
Catalyst Addition Device	128
Liquid Sampling	130
Explosion Proof Options	134
Windows	136
Electrical Glands	137
External Valves & Fittings	138

### Accessories

Accessories	Page
Gas Burettes	126
Liquid Pipettes	127
Liners	129
Check Valves	132
Pressure Hoses	133
Spare Parts Kits	137

### Controller

Controller	Page
4848 Reactor Controller	102
4848T Reactor Controller	105
4871 Process Controller	109
A2110E Motor Controller	114



Model 4523 Bench Top Reactor,  
1000 mL, Fixed Head



Model 4526 Bench Top Reactor, 2000 mL, Moveable Head, and a 4848 Controller shown with optional Expansion Modules.

# Series 4520 Ordering Guide

The Order No. for the Base System is: **452\_\_-T-SS-M-115-VS.12-2000-4848**

A composite identification number to be used when ordering a 4520 Series Reactor can be developed by combining individual symbols from the separate sections below. For more information on how to use this ordering guide, please see page 27.

A Base Model		
Model No.	Size	Vessel Style
4523	1000 mL	Fixed
4524	2000 mL	Fixed
4525	1000 mL	Moveable
4526	2000 mL	Moveable

High Pressure sizes are 970 mL & 1900 mL

B High Pressure Option	
-No Symbol	Standard Configuration (1900 psi / 131 bar)
-HP	2900 psi (200 bar)

C Gasket / Maximum Temperature	
-OV	FKM O-ring, 225 °C
-OK	FFKM O-ring, 300 °C
-T	PTFE Flat Gasket, 350 °C

D Vessel Material of Construction	
-SS	T316 Stainless Steel
-MO	Alloy 400
-IN	Alloy 600
-HB	Alloy B-2 / B-3
-HC	Alloy C-276
-CS	Alloy 20
-Ti2	Titanium Grade 2
-Ti4	Titanium Grade 4
-ZR702	Zirconium Grade 702
-ZR705	Zirconium Grade 705

See page 10 or 24 for complete list of available alloys.

E Magnetic Stirrer Drive	
-M	General Purpose, 16 in-lb
-HD	Heavy Duty, 60 in-lb
-FMD1	Footless, General Purpose, 16 in-lb
-FMD2	Footless, Heavy Duty, 60 in-lb

F Mag. Drive Material of Construction	
-MOC Symbol	Indicate Material of Construction

G Electrical Supply	
-115	115 VAC
-230	230 VAC

H Motor Option	
-VS .12	Variable Speed, 1/8 hp
-VS .25	Variable Speed, 1/4 hp
-VS .50*	Variable Speed, 1/2 hp (230V only)
-XP .25	Explosion Proof, Variable Speed, 1/4 hp
-XP .50*	Explosion Proof, Variable Speed, 1/2 hp (230V only)
-AM .25	Air Motor, 1/4 hp
-AM .50	Air Motor, 1/2 hp

\* For use with Heavy Duty Magnetic Stirrer

I Pressure Gage	
-3000	3000 psi / 207 bar
-2000	2000 psi / 138 bar
-1000	1000 psi / 69 bar
-600	600 psi / 40 bar
-200	200 psi / 14 bar
-100	100 psi / 7 bar

J Internal Cooling Coil	
-SC	Serpentine Coil

K Bottom Drain Valve	
-BDV	Bottom Drain Valve, 3/8" NPT for standard systems, 1/4" NPT for HP systems (4523 & 4525 only)

L Controller	
-4848 (included in base system)	PID Temperature Control, Ramp & Soak Programming, Motor Speed Control knob, and Data logging with Software. (RS-485 to USB cable not included) For use with up to three additional display modules.
-4848B	Same as above but for use with up to six additional display modules.
-4848T	Touchscreen w/ PID Temperature Control, Ramp & Soak Programming, Motor Control Module, Pressure Display Module, and either High Temperature Module or External Temperature Limit Module. Internal data logging included.
-A2110E	Motor Controller
-4871	Process Controller (for enhanced control options)

See Chapter 6 for a complete list of controllers and options.

M 4848 Controller Options	
-TDM	Tachometer Display Module
-MCM	Motor Control Module w/set point control of RPM
-PDM	Pressure Display Module
-HTM	High Temperature Cut Off Module
-ETLM	External Temperature Limit Module
-MTM	Motor Torque Module ( <i>must be installed with the MCM</i> )
-SVM	Solenoid Valve Module (for cooling control)
-A2208E	RS-485 Daisy Chain for Multiple Controller
-A1925E6	RS-485 to USB Converter, isolated, 30-ft
-A3504HC	SpecView Software Package for 4838/4848 Controller

N Custom Options (List All Desired)	
-AS	Anchor Stirrer
-PS	Paddle Stirrer
-SA	Spiral Stirrer
-GE	Gas Entrainment Stirrer
-BF	Removable Baffle Set
-SB	Static Catalyst Basket
-DB	Dynamic Catalyst Basket
-CAD	Internal Catalyst Addition Device
-XCAD	External Catalyst Addition Device
-SCP	Solids Charging Port (Ball Valve)
-RC	Reflux Condenser
-RTC	Reflux/Take-Off Condenser
-WJ	Welded Jacket
-ABH	Aluminum Block Heater with Cooling Channels
-PL	Pneumatic Lift

See Chapter 7 for a complete list of optional accessories.

O Certifications	
-ASME	ASME Documentation
-CE	CE Documentation
-P	Parr Certification

P Spare Parts Kit	
-4529M	Spare Parts Kit for 4520 Series

Please note that all options and combinations are not compatible with all models.

Series Number:

# 4530

Type:  
**General Purpose**

Stand:  
**Floor Stand or Cart**

Mounting Style:  
**Moveable or Fixed Head**

Vessel Sizes, mL:  
**1000-2000 Standard  
970-1900 HP**

Standard Pressure  
MAWP Rating, psi (bar):  
**1900 (131)**

Standard Maximum  
Operating Temp., °C:  
**225 w/ FKM O-ring  
300 w/ FFKM O-ring  
350 w/ PTFE Flat Gasket**

High Pressure (HP)  
MAWP Rating, psi (bar):  
**2900 (200)**

Maximum Operating  
Temperature, °C, at  
High Pressure (HP):  
**350 @ 2900 psi**

## Series 4530 Floor Stand Reactors, 1 & 2 L

**Series 4530 1 & 2 L Floor Stand Reactors can be moved, modified to fit your needs, and configured for polymer studies.** They are also available in high pressure versions.

- **Reactors configured for high torque applications.** The reactors in this series are mounted on a sturdy floor stand which will accommodate larger stirrer drive motors and stronger power trains that are generally not available for the bench top models. With these options it is possible to provide the high torque and low stirring speeds required for work with polymers, slurries, and other mixtures with viscosity of 1 million centipoise and more. These mountings are also better suited for the installation of a drain valve in the cylinder bottom for convenient removal of the reaction mixture while it is still hot.
- **Reactors requiring extensive modifications.** Floor stand mountings provide a good base for reactor modifications and for the addition of accessories, such as: condensers, packed columns, special motors, custom heaters, jacketed vessels, automatic valves or regulators, and many other fittings. Both fixed head and moveable vessel designs are available. An optional pneumatic lift is available for fixed head models
- **Reactors that need to be moved.** These reactors are designed for use in an area where a bench top is not available. Users who wish to move the reactor to storage when not in use, will appreciate the moveable cart design of the Series 4531 and 4532. These reactors are available with an FKM O-ring seal for operating temperatures to 225 °C, and FFKM O-ring for temperatures to 300 °C, or with a flat, PTFE gasket for operating temperatures up to 350 °C maximum.
- **HP versions.** These reactors are also available in a HP (High Pressure) version up to 2900 psi (200 bar) at 350 °C.

**4534 Floor Stand Reactor, 2000 mL, Fixed Head, with Heavy-Duty Footless Mag Drive, Serpentine Cooling Coil, optional Solids Charging Device, Cylinder equipped with Welded Jacket, and Bottom Drain Valve.**



## 4530

Series 4530 Pressure Reactor System Specifications						
Shaded bar indicates specifications that change within series.						
Model Number	4531	4532	4533	4534	4535	4536
Approximate Volume, mL	1000	2000	1000	2000	1000	2000
Approximate Volume for HP Models, mL	970	1900	970	1900	970	1900
Maximum Pressure (MAWP)	1900 psi (131 bar)					
Maximum Pressure for HP (MAWP)	2900 psi (200 bar)					
<b>Maximum Temperature</b>						
with FKM O-ring	225 °C					
with FFKM O-ring	300 °C					
with PTFE Flat Gasket	350 °C					
<b>Reactor Details</b>						
Mounting Style	Moveable	Fixed Head		Moveable		
Stand Type	Moveable Cart	Floor Stand		Floor Stand		
Closure	Split-Ring (6 Compression Bolts for Flat Gasket, No Compression Bolts for O-ring)					
High Pressure Closure	Split-Ring (12 Compression Bolts for Flat Gasket, No Compression Bolts for O-ring)					
Valve Connections	1/8" Male NPT					
Magnetic Stirrer, Model No.	A1120HC General Purpose or A2140HC Footless					
Maximum Torque	16 Inch-Pounds					
Impeller(s), 6-Blade	2 (2.28" dia. / HP: 2.00" dia.)					
Stirrer Motor	1/4 hp Variable Speed					
Pressure Gage, Size	4.5 inches					
Range	Standard: 0-2000 psi (138 bar) / HP: 0-3000 psi (207 bar)					
Temperature Measurement	Thermowell					
Cooling Coil (optional)	Serpentine					
Bottom Drain Valve (BDV) (optional)						
Standard Pressure (1900 psi)	3/8" NPT					
High Pressure (2900 psi)	1/4" NPT					
Lift Mechanism (optional)	N/A	Pneumatic Lift		N/A		
<b>Heater Style</b>						
Calrod						
Heater Power, Watts	1300	1000 / 1500	1500 / 2000	1000 / 1500	1500 / 2000	
<b>Electrical Supply</b>						
Volts, AC	115 / 230					
Maximum Load, amps, 115 / 230	12 / 9					
<b>Cylinder Dimensions</b>						
I.D. x Depth, inches	4.0 x 5.4	4.0 x 10.5	4.0 x 5.4	4.0 x 10.5	4.0 x 5.4	4.0 x 10.5
I.D. x Depth, inches for HP	3.75 x 5.4	3.75 x 10.5	3.75 x 5.4	3.75 x 10.5	3.75 x 5.4	3.75 x 10.5
Vessel Assembly Weight, pounds	30	35	33	38	30	36
Vessel Assembly Weight for HP, pounds	35	43	36	44	35	43
Cylinder Weight, pounds	8.9	13.7	8.9	13.7	8.9	13.7
Cylinder Weight for HP, pounds	11.3	18.4	11.3	18.4	11.3	18.4
<b>Reactor/Stand Dimensions</b>						
Width x Depth w/o Controller, inches	35 x 18		21 x 28		21 x 28	
Height, inches	50		63		63	
Weight, pounds	200	215	225	240	225	240
<b>Spare Parts Kit</b>	4539M (General Purpose)					
Other options available. See Ordering Guide, visit <a href="http://www.parrinst.com">www.parrinst.com</a> , or call for more information. Weights and dimensions are estimated from the base model. Final weights and dimensions will vary based on options selected.						

Series Number:

# 4530

## Series 4530 Floor Stand Reactors, 1 & 2 L

### Index to Options

Option	Page
Certification	8
Materials of Construction	10
Magnetic Drive	14
Gaskets & Seals	18
Stirrer Motor	118
Rupture Disc	124
Pressure Gage	125
Cooling Coil	129
Bottom Drain Valve	131

### Custom Option

Custom Option	Page
Heaters	116
Gear Drives	119
Stirrers	120
Catalyst Baskets	122
Condensers	123
Relief Valves	125
Solids Charging Ports	128
Catalyst Addition Device	128
Liquid Sampling	130
Explosion Proof Options	134
Windows	136
Electrical Glands	137
External Valves & Fittings	138

### Accessories

Accessories	Page
Gas Burettes	126
Liquid Pipettes	127
Liners	129
Check Valves	132
Pressure Hoses	133
Spare Parts Kits	137

### Controller

Controller	Page
4848 Reactor Controller	102
4848T Reactor Controller	105
4871 Process Controller	109
A2110E Motor Controller	114



4532 Moveable Head on Moveable Cart, 2000 mL, and a 4848 Temperature Controller with optional Expansion Modules.



2000 mL Moveable Vessel



4533 Floor Stand Reactor, 1000 mL, Fixed Head Vessel with Gear Drive, Dual Condenser, Spiral Stirrer, and Bottom Drain Valve.

# Series 4530 Ordering Guide

The Order No. for the Base System is: **453\_\_-T-SS-M-115-VS.25-2000-4848**

A composite identification number to be used when ordering a 4530 Series Reactor can be developed by combining individual symbols from the separate sections below. For more information on how to use this ordering guide, please see page 27.

A Base Model		
Model No.	Size	Vessel Style
4531	1000 mL	Moveable Head, Moveable Cart
4532	2000 mL	Moveable Head, Moveable Cart
4533	1000 mL	Fixed Head, Stationary Floor Stand
4534	2000 mL	Fixed Head, Stationary Floor Stand
4535	1000 mL	Moveable Head, Stationary Floor Stand
4536	2000 mL	Moveable Head, Stationary Floor Stand

High Pressure sizes are 970 mL and 1900 mL respectively.

B High Pressure Option	
-No Symbol	Standard Configuration (1900 psi / 131 bar)
-HP	2900 psi (200 bar)

C Gasket / Maximum Temperature	
-OV	FKM O-ring, 225 °C
-OK	FFKM O-ring, 300 °C
-T	PTFE Flat Gasket, 350 °C

D Material of Construction	
-SS	T316 Stainless Steel
-M0	Alloy 400
-IN	Alloy 600
-HB	Alloy B-2 / B-3
-HC	Alloy C-276
-CS	Alloy 20
-TI2	Titanium Grade 2
-TI4	Titanium Grade 4
-ZR702	Zirconium Grade 702
-ZR705	Zirconium Grade 705

See page 10 or 24 for complete list of available alloys.

E Magnetic Stirrer Drive	
-M	General Purpose, 16 in-lb
-HD	Heavy Duty, 60 in-lb
-XHD	Extra Heavy Duty, 120 in-lb
-FMD1	Footless, General Purpose, 16 in-lb
-FMD2	Footless, Heavy Duty, 60 in-lb
-FMD3	Footless, Extra Heavy Duty, 120 in-lb

F Mag. Drive Material of Construction	
-MOC Symbol	Indicate Material of Construction

G Electrical Supply	
-115	115 VAC
-230	230 VAC

H Motor Option	
-VS .12	Variable Speed, 1/8 hp
-VS .25	Variable Speed, 1/4 hp
-VS .50	Variable Speed, 1/2 hp (230V Only)
-XP .25	Explosion Proof, Variable Speed, 1/4 hp
-XP .50	Explosion Proof, Var. Speed, 1/2 hp (230V Only)
-AM .25	Air Motor, 1/4 hp
-AM .50	Air Motor, 1/2 hp
-GDD	Geared Direct Drive (Fixed Head Only)

I Geared Direct Drive Ratio*		J Pressure Gage	
-3D	3:1, 0-600 rpm	-3000	3000 psi / 207 bar
-5D	5:1, 0-360 rpm	-2000	2000 psi / 138 bar
-10D	10:1, 0-180 rpm	-1000	1000 psi / 69 bar
		-600	600 psi / 40 bar
		-200	200 psi / 14 bar
		-100	100 psi / 7 bar

\* For -GDD Motor Option Only.

K Internal Cooling Coil	
-SC	Serpentine Coil

L Bottom Drain Valve	
-BDV	Bottom Drain Valve, 3/8" NPT for standard systems, 1/4" NPT for HP systems (1000 / 970 mL only)

M Controller	
-4848 (included in base system)	PID Temperature Control, Ramp & Soak Programming, Motor Speed Control knob, and Data logging with Software. (RS-485 to USB cable not included) For use with up to three additional display modules.
-4848B	Same as above but for use with up to six additional display modules.
-4848T	Touchscreen w/ PID Temperature Control, Ramp & Soak Programming, Motor Control Module, Pressure Display Module, and either High Temperature Module or External Temperature Limit Module. Internal data logging included.
-A2110E	Motor Controller
-4871	Process Controller (for enhanced control options)

See Chapter 6 for a complete list of controllers and options.

N 4848 Controller Options	
-TDM	Tachometer Display Module
-MCM	Motor Control Module w/set point control of RPM
-PDM	Pressure Display Module
-HTM	High Temperature Cut Off Module
-ETLM	External Temperature Limit Module
-MTM*	Motor Torque Module
-SVM	Solenoid Valve Module (for cooling control)
-A1925E4	RS-485 to USB Cable for 4848 Controller (required for data logging)
-A1925E6	RS-485 to USB Converter, isolated, 30-ft
-A2208E	RS-485 Daisy Chain for Multiple Controllers
-A3504HC	SpecView Software Package for 4838/4848

\* The MTM must be installed in conjunction with the MCM.

O Custom Options (List All Desired)	
-AS	Anchor Stirrer
-PS	Paddle Stirrer
-SA	Spiral Stirrer
-GE	Gas Entrainment Stirrer
-BF	Removable Baffle Set
-SB	Static Catalyst Basket
-DB	Dynamic Catalyst Basket
-CAD	Internal Catalyst Addition Device
-XCAD	External Catalyst Addition Device
-SCP	Solids Charging Port (Ball Valve)
-RC	Reflux Condenser
-RTC	Reflux/Take-Off Condenser
-WJ	Welded Jacket
-ABH	Aluminum Block Heater with Cooling Channels
-PL	Pneumatic Lift

See Chapter 7 for a complete list of optional accessories.

P Certifications	
-ASME	ASME Documentation
-CE	CE Documentation
-P	Parr Certification

Q Spare Parts Kit	
-4539M	Spare Parts Kit for 4530 Series

Please note that all options and combinations are not compatible with all models.

Series Number:

# 4540

Type:  
**High Pressure**

Stand:  
**Bench Top, Floor  
Stand, or Cart**

Mounting Style:  
**Moveable or  
Fixed Head**

Vessel Sizes, mL:  
**600 and 1200**

High Pressure  
MAWP Rating, psi (bar):  
**5000 (345)**

Standard Maximum  
Operating Temperature, °C:  
**350 w/ PTFE Flat Gasket**

## Series 4540 High Pressure Reactors, 600 & 1200 mL

This series of stirred reactors has been designed for users who need higher operating pressures than the 1900 to 2900 psi offered by the General Purpose Reactors, but do not require the high operating temperatures provided by the Series 4570 High Pressure, High Temperature Reactors. The 4540 series reactors offer working pressures to 5000 psi (345 bar) at temperatures to 350 °C. These vessels have been designed with outside dimensions comparable to the Series 4520 and 4530 Reactors so that they can use the same support system, stirrer drive and heater as these popular general purpose models. This provides not only an attractively priced high pressure/moderate temperature system, but also reactors that can be interchanged with the 1 and 2 liter sizes. The thicker walls required for higher operating pressures reduce the volumes of these reactors to 600 and 1200 mL.

These reactors can be used in either the bench top or floor stand mountings. While the 1200 mL reactor is offered as a fixed head bench top model; it is too tall and too heavy to be handled comfortably on a standard height bench top. It is recommended that the floor stand support option should be selected unless the user has an adjustable bench top which will accommodate the overall height of the 1200 mL systems.



**Model 4544 High Pressure Bench Top Reactor, 600 mL, Moveable Head, with heater lowered, and a 4848 Controller shown with optional Expansion Modules.**

## 4540

Series 4540 Pressure Reactor System Specifications						
Shaded bar indicates specifications that change within series.						
Model No. - Moveable Vessel	4544	—	4544A	—	4544C	4546C
Model No. - Fixed Head	4545	4547	4545A	4547A		
Approximate Volume, mL	600	1200	600	1200	600	1200
Maximum Pressure (MAWP)	5000 psi (345 bar)					
<b>Maximum Temperature</b>						
with PTFE Flat Gasket	350 °C					
<b>Reactor Details</b>						
Mounting Style	Moveable or Fixed Head					
Stand Type	Bench Top		Floor Stand		Moveable Cart	
Closure	Split-Ring (8 Compression Bolts for Flat Gasket, no Compression Bolts for O-ring)					
Valve Connections	1/4" Male NPT					
Magnetic Stirrer, Model No.	A1120HC6 General Purpose or A2140HC Footless					
Maximum Torque	16 Inch-Pounds					
Impeller(s), 6-Blade	2 (1.75" dia.)					
Stirrer Motor	1/8 hp		1/8 hp		1/4 hp	
Pressure Gage, Size	4.5 inches					
Range	0-5000 psi (345 bar)					
Temperature Measurement	Thermowell					
Cooling Coil (optional)	Serpentine or Loop					
Bottom Drain Valve (BDV) (optional)	N/A		1" NPS		N/A	
Lift Mechanism	N/A	Pneumatic	N/A	Pneumatic	N/A	N/A
<b>Heater Style</b>						
Calrod						
Heater Power, Watts	1000 / 1500	1500 / 2000	1000 / 1500	1500 / 2000	1300	1300
<b>Electrical Supply</b>						
Volts, AC	115 / 230					
Maximum Load, amps, 115 / 230	12 / 9					
<b>Cylinder Dimensions</b>						
I.D. x Depth, inches	3.25 x 4.7	3.25 x 9.8	3.25 x 4.7	3.25 x 9.8	3.25 x 4.7	3.25 x 9.8
Vessel Assembly Weight, pounds	4544: 50 4545: 53	65	4544A: 50 4545A: 53	65	50	61
Cylinder Weight, pounds	18	29	18	29	18	29
<b>Reactor Dimensions</b>						
Width x Depth w/o Controller, inches	17 x 24		21 x 28		35 x 18	
Height, inches	38	48	63		50	
Cylinder Weight, pounds	125	135	175	185	175	185
<b>Spare Parts Kit</b>	4549M					
Other options available. See Ordering Guide, visit <a href="http://www.parrinst.com">www.parrinst.com</a> , or call for more information. Weights and dimensions are estimated from the base model. Final weights and dimensions will vary based on options selected.						



Series Number:

# 4540

## Series 4540 High Pressure Reactors, 600 & 1200 mL

### Index to Options

Option	Page
--------	------

Certification	8
---------------	---

Materials of Construction	10
---------------------------	----

Magnetic Drive	14
----------------	----

Gaskets & Seals	18
-----------------	----

Stirrer Motor	118
---------------	-----

Rupture Disc	124
--------------	-----

Pressure Gage	125
---------------	-----

Cooling Coil	129
--------------	-----

Bottom Drain Valve	131
--------------------	-----

Custom Option	Page
---------------	------

Heaters	116
---------	-----

Gear Drives	119
-------------	-----

Stirrers	120
----------	-----

Catalyst Baskets	122
------------------	-----

Condensers	123
------------	-----

Relief Valves	125
---------------	-----

Solids Charging Ports	128
-----------------------	-----

Catalyst Addition Device	128
--------------------------	-----

Liquid Sampling	130
-----------------	-----

Explosion Proof Options	134
-------------------------	-----

Windows	136
---------	-----

Electrical Glands	137
-------------------	-----

External Valves & Fittings	138
----------------------------	-----

Accessories	Page
-------------	------

Gas Burettes	126
--------------	-----

Liquid Pipettes	127
-----------------	-----

Liners	129
--------	-----

Check Valves	132
--------------	-----

Pressure Hoses	133
----------------	-----

Spare Parts Kits	137
------------------	-----

Controller	Page
------------	------

4848 Reactor Controller	102
-------------------------	-----

4848T Reactor Controller	105
--------------------------	-----

4871 Process Controller	109
-------------------------	-----

A2110E Motor Controller	114
-------------------------	-----



1200 mL Fixed Head, and  
600 mL Moveable Reaction  
Vessels.



Model 4546C Moveable Head Reactor on a Moveable Cart, 1200 mL, and  
a 4848 Reactor Controller shown with optional Expansion Modules.

# Series 4540 Ordering Guide

The Order No. for the Base System is: **454\_\_-T-SS-M-115-VS.12-2000-4848**

A composite identification number to be used when ordering a 4540 Series Reactor can be developed by combining individual symbols from the separate sections below. For more information on how to use this ordering guide, please see page 27.

## A Base Model

Model No.	Size	Vessel Style
4544	600 mL	Moveable Head, Bench Top
4544A	600 mL	Moveable Head, Floor Stand
4544C	600 mL	Moveable Head, Moveable Cart
4545	600 mL	Fixed Head, Bench Top
4545A	600 mL	Fixed Head, Stationary Floor Stand
4546C	1200 mL	Moveable Head, Moveable Cart
4547	1200 mL	Fixed Head, Bench Top
4547A	1200 mL	Fixed Head, Stationary Floor Stand

## B Gasket / Maximum Temperature

-T	PTFE Flat Gasket, 350 °C
----	--------------------------

## C Materials of Construction

-SS	T316 Stainless Steel
-MO	Alloy 400
-IN	Alloy 600
-HB	Alloy B-2 / B-3
-HC	Alloy C-276
-CS	Alloy 20
-Ti2	Titanium Grade 2*
-Ti4	Titanium Grade 4*
-NI	Nickel 200*
-ZR702	Zirconium Grade 702*
-ZR705	Zirconium Grade 705*

\* Maximum Pressure and/or Temperature are limited.  
See page 10 or 24 for complete list of available alloys.

## D Magnetic Stirrer Drive

-M	General Purpose, 16 in-lb
-HD	Heavy Duty, 60 in-lb
-XHD	Extra Heavy Duty, 120 in-lb
-FMD1	Footless, General Purpose, 16 in-lb
-FMD2	Footless, Heavy Duty, 60 in-lb
-FMD3	Footless, Extra Heavy Duty, 120 in-lb

## E Mag. Drive Material of Construction

-MOC Symbol	Indicates Material of Construction
-------------	------------------------------------

## F Electrical Supply

-115	115 VAC
-230	230 VAC

## G Motor Option

-VS .12	Variable Speed, 1/8 hp
-VS .25	Variable Speed, 1/4 hp
-XP .25	Explosion Proof, Variable Speed, 1/4 hp
-AM .25	Air Motor, 1/4 hp

## H Pressure Gage

-10000	10000 psi / 690 bar
-7500	7500 psi / 517 bar
-5000	5000 psi / 345 bar
-3000	3000 psi / 207 bar

## I Internal Cooling Coil

-SC	Serpentine Coil
-CL	Single Cooling Loop

## J Bottom Drain Valve

-BDV	Bottom Drain Valve, 1" NPS
------	----------------------------

## K Controller

-4848 (included in base system)	PID Temperature Control, Ramp & Soak Programming, Motor Speed Control knob, and Data logging with Software. (RS-485 to USB cable not included) For use with up to three additional display modules.
-4848B	Same as above but for use with up to six additional display modules.
-4848T	Touchscreen w/ PID Temperature Control, Ramp & Soak Programming, Motor Control Module, Pressure Display Module, and either High Temperature Module or External Temperature Limit Module. Internal data logging included.
-A2110E	Motor Controller
-4871	Process Controller (for enhanced control options)

See Chapter 6 for a complete list of controllers and options.

## L 4848 Controller Options

-TDM	Tachometer Display Module
-MCM	Motor Control Module w/set point control of RPM
-PDM	Pressure Display Module
-HTM	High Temperature Cut Off Module
-ETLM	External Temperature Limit Module
-MTM*	Motor Torque Module
-SVM	Solenoid Valve Module (for cooling control)
-A2208E	RS-485 Daisy Chain for Multiple Controllers
-A1925E6	RS-485 to USB Converter, isolated, 30-ft
-A3504HC	SpecView Software Package for 4838/4848

\* The MTM must be installed in conjunction with the MCM.

## M Custom Options (List All Desired)

-AS	Anchor Stirrer
-PS	Paddle Stirrer
-GE	Gas Entrainment Stirrer
-SP	Spiral Stirrer
-BF	Removeable Baffle Set
-CAD	Internal Catalyst Addition Device
-XCAD	External Catalyst Addition Device
-SCP	Solids Charging Port (Ball Valve)
-RC	Reflux Condenser
-RTC	Reflux/Take-Off Condenser
-WJ	Welded Jacket
-ABH	Aluminum Block Heater w/ Cooling Channels

See Chapter 7 for a complete list of optional accessories.

## N Certifications

-ASME	ASME Documentation
-CE	CE Documentation
-P	Parr Certification

## O Spare Parts Kit

-4549M	Spare Parts Kit for 4540 Series
--------	---------------------------------

Please note that all options and combinations are not compatible with all models.

Series Number:

# 4550

Type:  
**General Purpose**

Stand:  
**Floor Stand or Cart**

Mounting Style:  
**Moveable or  
Fixed Head**

Vessel Sizes, Gallons (Liters):  
**1 (3.75) and 2 (7.99)**

Standard Pressure  
MAWP Rating, psi (bar):  
**1900 (131)**

Standard Maximum  
Operating Temp., °C:  
**225 w/ FKM O-ring**  
**300 w/ FFKM O-ring**  
**350 w/ PTFE Flat Gasket**

## Series 4550 Floor Stand Reactors, 1 & 2 Gallon

### These 4550 Reactors extend the size range of the 4530 Series

to 1 and 2 gallon (3.75 and 7.99 liter) sizes, providing excellent options for pilot plant studies.

These reactors are available with an FKM O-ring seal for operating temperatures to 225 °C, and FFKM O-ring for temperatures to 300 °C, or with a flat, PTFE gasket for operating temperatures up to 350 °C maximum.

Both fixed head and moveable head designs are available. The moveable head, Model 4551 and 4552, cart reactors are designed so that they can be opened or closed conveniently without removing the cylinder from the heater and without auxiliary handling equipment. The split-ring sections can be moved into place from the sides, and the compression bolts can be tightened with the vessel in place in its heater. The fixed head versions, Model 4553 and 4554, allow the head (and the connections made to it) to remain in place while the cylinder and heater are lowered with the aid of the included pneumatic lift system.

The 1 gallon size is usually recommended for high viscosity polymer studies. An optional bottom drain valve may be added for convenient product recovery. As with the smaller floor stand models, these larger, self-contained systems can be equipped with a variety of attachments, such as condensers, solids charging ports, bottom drain valves, special motors, custom heaters, jacketed vessels and automatic valves and regulators. Because of the higher wattage heaters for these reactors, all models in the 4550 Series require a 230 volt power supply.



**Model 4554 Floor Stand Reactor, Two Gallon, Fixed Head, Pneumatic Lift, Hinged Split-Rings, opened to show Internal Fittings and Serpentine Cooling Coil, with 4848 Reactor Controller shown with optional Expansion Modules.**

## 4550

Series 4550 Pressure Reactor System Specifications				
Shaded bar indicates specifications that change within series.				
Model Number	4551	4552	4553	4554
Approximate Volume, Gallon (Liter)	1 (3.75)	2 (7.99)	1 (3.75)	2 (7.99)
Maximum Pressure (MAWP)	1900 psi (131 bar)			
Maximum Temperature				
with FKM O-ring	225 °C			
with FFKM O-ring	300 °C			
with PTFE Flat Gasket	350 °C			
Reactor Details				
Mounting Style	Moveable		Fixed Head	
Stand type	Moveable Cart		Floor Stand	
Closure	Split-Ring (10 Compression Bolts for Flat Gasket, No Compression Bolts for O-ring)			
Valve Connections	1/4" NPT Male			
Magnetic Stirrer, Model No.	A1180HC General Purpose or A2160HC Footless			
Maximum Torque	60 Inch-Pounds			
Impeller(s), 6-Blades	2 (3.85" dia.)			
Stirrer Motor	1/2 hp variable speed			
Pressure Gage, Size	4.5 inches			
Range	0-2000 psi (138 bar)			
Temperature Measurement	Thermowell			
Cooling Coil (optional)	Serpentine			
Bottom Drain Valve (BDV) (optional)	3/8" NPT			
Lift Mechanism (optional)	N/A		Pneumatic	
Heater Style	Calrod			
Heater Power, Watts	2250	2700	2250	2700
Electrical Supply				
Volts, AC	230			
Maximum Load, amps, 230	13	15	13	15
Cylinder Dimensions				
I.D. x Depth, inches	6.0 x 8.6	6.0 x 17.2	6.0 x 8.6	6.0 x 17.2
Vessel Assembly Weight, pounds	96	116	111	131
Cylinder Weight, pounds	33	52	33	52
Reactor/Stand Dimensions				
Width x Depth w/o Controller, inches	35 x 18		20 x 31	
Height, inches	50		75	
Weight, pounds	265	295	315	345
Spare Parts Kit	4559M			
Other options available. See Ordering Guide, visit <a href="http://www.parrinst.com">www.parrinst.com</a> , or call for more information. Weights and dimensions are estimated from the base model. Final weights and dimensions will vary based on options selected.				

Series Number:

# 4550

## Series 4550 Floor Stand Reactors, 1 & 2 Gallon

### Index to Options

Option	Page
Certification	8
Materials of Construction	10
Magnetic Drive	14
Gaskets & Seals	18
Stirrer Motor	118
Rupture Disc	124
Pressure Gage	125
Cooling Coil	129
Bottom Drain Valve	131

### Custom Option

Custom Option	Page
Heaters	116
Gear Drives	119
Stirrers	120
Catalyst Baskets	122
Condensers	123
Relief Valves	125
Solids Charging Ports	128
Catalyst Addition Device	128
Liquid Sampling	130
Explosion Proof Options	134
Windows	136
Electrical Glands	137
External Valves & Fittings	138

### Accessories

Accessories	Page
Gas Burettes	126
Liquid Pipettes	127
Liners	129
Check Valves	132
Pressure Hoses	133
Spare Parts Kits	137

### Controller


Controller	Page
4848 Reactor Controller	102
4848T Reactor Controller	105
4871 Process Controller	109
A2110E Motor Controller	114



The innovative Parr Hinged Split-Rings on the 4553 and 4554 add to a safe vessel removal routine. Simply loosen the compression bolts, unlatch the split-ring closures, and pivot the split-rings out of the way.



4551 Moveable Head Reactor on Moveable Cart, 1 Gallon, with Bottom Drain Valve, and a 4848 Temperature Controller shown with optional Expansion Modules.



4553 Floor Stand Reactor, 1 Gallon, Fixed Head, with Gear Drive, Hinged Split-Rings, and heater engaged.

# Series 4550 Ordering Guide

The Order No. for the Base System is: **455\_\_-T-SS-HD-230-VS.50-2000-4848**

A composite identification number to be used when ordering a 4550 Series Reactor can be developed by combining individual symbols from the separate sections below. For more information on how to use this ordering guide, please see page 27.

A Base Model		
Model No.	Size	Vessel Style
4551	1 Gallon	Moveable Head, Moveable Cart
4552	2 Gallon	Moveable Head, Moveable Cart
4553	1 Gallon	Fixed Head, Stationary Floor Stand
4554	2 Gallon	Fixed Head, Stationary Floor Stand

B Gasket / Maximum Temperature	
-OV	FKM O-ring, 225 °C
-OK	FFKM O-ring, 300 °C
-T	PTFE Flat Gasket, 350 °C

C Materials of Construction	
-SS	T316 Stainless Steel
-MO	Alloy 400
-IN	Alloy 600
-HB	Alloy B-2 / B-3
-HC	Alloy C-276
-CS	Alloy 20
-TI2	Titanium Grade 2
-TI4	Titanium Grade 4
-ZR702	Zirconium Grade 702
-ZR705	Zirconium Grade 705

See page 10 or 24 for complete list of available alloys.

D Magnetic Stirrer Drive	
-HD	Heavy Duty, 60 in-lb
-XHD	Extra Heavy Duty, 120 in-lb
-FMD2	Footless, Heavy Duty, 60 in-lb
-FMD3	Footless, Extra Heavy Duty, 120 in-lb

E Mag. Drive Material of Construction	
-MOC Symbol	Indicate Material of Construction

F Electrical Supply	
-230	230 VAC

G Motor Option	
-VS .50	Variable Speed, 1/2 hp
-XP .50	Explosion Proof Variable Speed, 1/2 hp
-AM .50	Air Motor, 1/2 hp
-VS .75	Variable Speed, 3/4 hp
-GDD	Geared Direct Drive (Fixed Head Units Only)

H Geared Direct Drive Ratio*	
-3D	3:1, 0-600 rpm
-5D	5:1, 0-360 rpm
-10D	10:1, 0-180 rpm

\* For Geared Direct Drive Motor Option Only.

I Pressure Gage	
-2000	2000 psi / 138 bar
-1000	1000 psi / 69 bar
-600	600 psi / 40 bar
-200	200 psi / 14 bar
-100	100 psi / 7 bar

J Internal Cooling Coil	
-SC	Serpentine Coil

K Bottom Drain Valve	
-BDV	Bottom Drain Valve 3/8" NPT

L Controller	
-4848 (included in base system)	PID Temperature Control, Ramp & Soak Programming, Motor Speed Control knob, and Data logging with Software. (RS-485 to USB cable not included) For use with up to three additional display modules.
-4848B	Same as above but for use with up to six additional display modules.
-4848T	Touchscreen w/ PID Temperature Control, Ramp & Soak Programming, Motor Control Module, Pressure Display Module, and either High Temperature Module or External Temperature Limit Module. Internal data logging included.
-A2110E	Motor Controller
-4871	Process Controller (for enhanced control options)

See Chapter 6 for a complete list of controllers and options.

M 4848 Controller Options	
-TDM	Tachometer Display Module
-MCM	Motor Control Module w/set point control of RPM
-PDM	Pressure Display Module
-HTM	High Temperature Cut Off Module
-ETLM	External Temperature Limit Module
-MTM*	Motor Torque Module
-SVM	Solenoid Valve Module (for cooling control)
-A2208E	RS-485 Daisy Chain for Multiple Controllers
-A1925E6	RS-485 to USB Converter, isolated, 30-ft
-A3504HC	SpecView Software Package for 4838/4848

\* The MTM must be installed in conjunction with the MCM.

N Custom Options (List All Desired)	
-AS	Anchor Stirrer
-PS	Paddle Stirrer
-SA	Spiral Stirrer
-GE	Gas Entrainment Stirrer
-BF	Removeable Baffle Set
-CAD	Internal Catalyst Addition Device
-XCAD	External Catalyst Addition Device
-SCP	Solids Charging Port (Ball Valve)
-RC	Reflux Condenser
-RTC	Reflux/Take-Off Condenser
-WJ	Welded Jacket
-ABH	Aluminum Block Heater w/ Cooling Channels

See Chapter 7 for a complete list of optional accessories.

O Certifications	
-ASME	ASME Documentation
-CE	CE Documentation
-P	Parr Certification

P Spare Parts Kit	
-4559M	Spare Parts Kit for 4550 Series

Please note that all options and combinations are not compatible with all models.

Series Number:

# 4555

Type:  
**General Purpose**

Stand:  
**Floor Stand**

Mounting Style:  
**Moveable or  
Fixed Head**

Vessel Sizes, Gallons (Liters):  
**2.6 (10) and 5 (18.75)**

Standard Pressure  
MAWP Rating, psi (bar):  
**1900 (131)**

Standard Maximum  
Operating Temp., °C:  
**225 w/ FKM O-ring**  
**300 w/ FFKM O-ring**  
**350 w/ PTFE Flat Gasket**

## Series 4555 Floor Stand Reactors, 2.6 & 5 Gallon

### The Model 4555 and 4557 Reactors with their 5 gallon (18.75 L) capacity are the largest stirred reactors offered by Parr.

The 4556 and 4558 Models are similar units with a 10 liter (2.6 gal) volume which falls between the larger 5 gallon design and the smaller 1 and 2 gallon models in the 4550 Series. Vessel styles are offered in a moveable head or fixed head design.

These reactors are available with an FKM O-ring seal for operating temperatures to 225 °C, and FFKM O-ring for temperatures to 300 °C, or with a flat, PTFE gasket for operating temperatures up to 350 °C maximum.

In the moveable head design (see page 21), the vessel is held in a support system which minimizes the physical effort required to handle these heavy components. The hoist is attached to a support column which provides a convenient means for lifting the head and cylinder out of the stand. These components may be transferred to the holding position on the right side of the stand. Vessels equipped with a bottom drain valve will probably remain in the heater most of the time, but can be lifted out when necessary.

The fixed head support stand features hinged split-rings that swing to either side allowing the head to remain fixed to the stand while a pneumatic lift allows the cylinder to be raised and lowered. When lowered, the cylinder can be slid forward for cleaning and servicing.

These reactors are generally used for pilot plant or for custom chemical production purposes, usually with a variety of attachments added to the basic units. Various heaters, larger motors, heavier stirrer drives and remote controls appropriate to the size of these reactors have been designed and are available.

**Modified versions of these units are available with higher working pressures and temperatures.**



Hinged Split-Rings open to reveal Serpentine Cooling Coil, with Heater and Vessel lowered via Pneumatic Lift.



4557 Floor Stand Reactor, 5 Gallon, Fixed Head, 3-zone Band Heater, with Split-Rings and Pneumatic Lift.

## 4555

Series 4555 Pressure Reactor System Specifications				
Shaded bar indicates specifications that change within series.				
Model Number	4555	4556	4557	4558
Approximate Volume, Gallon (Liter)	5 (18.75)	2.6 (10)	5 (18.75)	2.6 (10)
Maximum Pressure (MAWP)	1900 psi (131 bar)			
<b>Maximum Temperature</b>				
with FKM O-ring	225 °C			
with FFKM O-ring	300 °C			
with PTFE Flat Gasket	350 °C			
<b>Reactor Details</b>				
Mounting Style	Moveable		Fixed Head	
Stand Type	Table Floor Stand		Floor Stand	
Closure	Split-Ring (12 Compression Bolts for Flat Gasket, no Compression Bolts for O-ring)			
Valve Connections	3/8" NPT Male			
Magnetic Stirrer, Model No.	A1750HC Heavy Duty or A2160HC Footless			
Maximum Torque	60 Inch-Pounds			
Impeller(s), 6-Blades	2 (5.25" dia.)	2 (3.85" dia.)	2 (5.25" dia.)	2 (3.85" dia.)
Stirrer Motor	3/4 hp variable speed			
Pressure Gage, Size	4.5 inches			
Range	0-2000 psi (138 bar)			
Temperature Measurement	Thermowell			
Cooling Coil	Serpentine			
Bottom Drain Valve (BDV) (optional)	1.0" NPT			
Lift Mechanism	Manual Hoist		Pneumatic	
<b>Heater Style</b>	Ceramic, 3-zone	Band Heater, 3-zone	Band Heater, 3-zone	
Heater Power, Watts	4500	4250	5500	3300
<b>Electrical Supply</b>				
Volts, AC	230-1P or 400-415V 3-Phase "Y"			
Maximum Load, amps	1P-30 amps / 3P-15 amps/leg			
<b>Cylinder Dimensions</b>				
I.D. x Depth, inches	9.5 x 16.3	7.75 x 12.2	9.5 x 16.3	7.75 x 12.2
Vessel Assembly Weight, pounds	354	206	355	209
Cylinder Weight, pounds	157	97	157	97
<b>Reactor Dimensions</b>				
Width x Depth w/o Controller, inches	63 x 25		31 x 43	
Height, inches	91		95	87
Weight, pounds	1000	900	1000	900
<b>Spare Parts Kit</b>	4559PCM			
Other options available. See Ordering Guide, visit <a href="http://www.parrinst.com">www.parrinst.com</a> , or call for more information. Weights and dimensions are estimated from the base model. Final weights and dimensions will vary based on options selected.				

**Power Requirements**

Typical power requirements for Parr's large, electrically heated reactors are 40 amp single phase or 3-Phase power sources. Users are advised to have a qualified electrician determine and install an appropriate mains power supply for the large reactor system.

Large reactor systems with lower electrical power requirements, such as low temperature applications are available for use with typical 20 amp, 230 volt sources.

Contact Parr Technical Sales staff for assistance with electrical specifications.



Series Number:

# 4555

## Series 4555 Floor Stand Reactors, 2.6 & 5 Gallon

### Index to Options

Option	Page
--------	------

Certification	8
---------------	---

Materials of Construction	10
---------------------------	----

Magnetic Drive	14
----------------	----

Gaskets & Seals	18
-----------------	----

Stirrer Motor	118
---------------	-----

Rupture Disc	124
--------------	-----

Pressure Gage	125
---------------	-----

Cooling Coil	129
--------------	-----

Bottom Drain Valve	131
--------------------	-----

Custom Option	Page
---------------	------

Heaters	116
---------	-----

Gear Drives	119
-------------	-----

Stirrers	120
----------	-----

Catalyst Baskets	122
------------------	-----

Condensers	123
------------	-----

Relief Valves	125
---------------	-----

Solids Charging Ports	128
-----------------------	-----

Catalyst Addition Device	128
--------------------------	-----

Liquid Sampling	130
-----------------	-----

Explosion Proof Options	134
-------------------------	-----

Windows	136
---------	-----

Electrical Glands	137
-------------------	-----

External Valves & Fittings	138
----------------------------	-----

Accessories	Page
-------------	------

Gas Burettes	126
--------------	-----

Liquid Pipettes	127
-----------------	-----

Liners	129
--------	-----

Check Valves	132
--------------	-----

Pressure Hoses	133
----------------	-----

Spare Parts Kits	137
------------------	-----

Controller	Page
------------	------

4848 Reactor Controller	102
-------------------------	-----

4848T Reactor Controller	105
--------------------------	-----

4871 Process Controller	109
-------------------------	-----

A2110E Motor Controller	114
-------------------------	-----



5 Gallon Stirred Vessel in stand with stirrer engaged.



4555 Table Floor Stand Reactor, 5 Gallon Moveable Vessel with Head removed from Vessel, Manual Hoist, and a 4848M Controller.

# Series 4555 Ordering Guide

The Order No. for the Base System is: **455\_\_-T-SS-HD-230-VS.75-2000-SC-C3-4848-ASME**

A composite identification number to be used when ordering a 4555 Series Reactor can be developed by combining individual symbols from the separate sections below. For more information on how to use this ordering guide, please see page 27.

A Base Model		
Model No.	Size	Vessel Style
4555	5 Gallon	Moveable Head
4556	10 Liter	Moveable Head
4557	5 Gallon	Fixed Head
4558	10 Liter	Fixed Head

B Gasket / Maximum Temperature	
-OV	FKM O-ring, 225 °C
-OK	FFKM O-ring, 300 °C
-T	PTFE Flat Gasket, 350 °C

C Materials of Construction	
-SS	T316 Stainless Steel
-MO	Alloy 400
-IN	Alloy 600
-HB	Alloy B-2 / B-3
-HC	Alloy C-276
-CS	Alloy 20
-TI2	Titanium Grade 2
-TI4	Titanium Grade 4
-ZR702	Zirconium Grade 702
-ZR705	Zirconium Grade 705

See page 10 or 24 for complete list of available alloys.

D Magnetic Stirrer Drive	
-HD	Heavy Duty, 60 in-lb
-XHD	Extra Heavy Duty, 120 in-lb
-FMD2	Footless Magnetic Drive, 60 in-lb
-FMD3	Footless Magnetic Drive, 120 in-lb

E Mag. Drive Material of Construction	
-MOC Symbol	Indicate Material of Construction

F Electrical Supply	
-230	230 VAC, Single Phase
-400	400-415V 3-Phase "Y"

G Motor Option	
-VS .75	Variable Speed, 3/4 hp
-XP .75	Explosion Proof Variable Speed, 3/4 hp
-AM .100	Air Motor, 1 hp
-GDD	Geared Direct Drive (Fixed Head Only)

H Geared Direct Drive Ratio*		I Pressure Gage	
-3D	3:1, 0-600 rpm	-2000	2000 psi / 138 bar
-5D	5:1, 0-360 rpm	-1000	1000 psi / 69 bar
-10D	10:1, 0-180 rpm	-600	600 psi / 40 bar
* for -GDD Motor Option Only		-200	200 psi / 14 bar
		-100	100 psi / 7 bar

J Internal Cooling Coil	
-SC	Serpentine Coil

K Bottom Drain Valve	
-BDV	Bottom Drain Valve, 1" NPT

L Heater Options	
-C3	Ceramic, 3-zone (4555 only)
-B3	Band Heaters, 3-zone
-WJ	Welded Jacket
-MH	Flexible Mantle Heater, 1-zone, 2500 W, 200 °C Max.

M Head Lift Mechanism (Table Floor Stand only)	
-EH	Electric Hoist (115 VAC)

N Controller	
-4848 (included in base system)	PID Temperature Control, Ramp & Soak Programming, Motor Speed Control knob, and Data logging with Software. (RS-485 to USB cable not included) For use with up to three additional display modules.
-4848B	Same as above but for use with up to six additional display modules.
-4848T	Touchscreen w/ PID Temperature Control, Ramp & Soak Programming, Motor Control Module, Pressure Display Module, and either High Temperature Module or External Temperature Limit Module. Internal data logging included.
-A2110E	Motor Controller
-4871	Process Controller (for enhanced control options)

See Chapter 6 for a complete list of controllers and options.

O 4848 Controller Options	
-TDM	Tachometer Display Module
-MCM	Motor Control Module w/set point control of RPM
-PDM	Pressure Display Module
-HTM	High Temperature Cut Off Module
-ETLM	External Temperature Limit Module
-MTM*	Motor Torque Module
-SVM	Solenoid Valve Module (for cooling control)
-A1925E6	RS-485 to USB Converter, isolated, 30-ft
-A2208E	RS-485 Daisy Chain for Multiple Controllers
-A3504HC	SpecView Software Package for 4838/4848

\* The MTM must be installed in conjunction with the MCM.

P Custom Options (List All Desired)	
-AS	Anchor Stirrer
-PS	Paddle Stirrer
-SA	Spiral Stirrer
-GE	Gas Entrainment Stirrer
-BF	Removeable Baffle Set
-XCAD	External Catalyst Addition Device
-SCP	Solids Charging Port (Ball Valve)
-RC	Reflux Condenser
-RTC	Reflux/Take-Off Condenser
-WJ	Welded Jacket
-ABH	Aluminum Block Heater

See Chapter 7 for a complete list of optional accessories.

Q Certifications	
-ASME	ASME Documentation
-CE	CE Documentation
-P	Parr Certification

R Spare Parts Kit	
-4559PCM	Spare Parts Kit for 4555 Series

Please note that all options and combinations are not compatible with all models.

Series Number:

# 4560

Type:  
**Mini**

Stand:  
**Bench Top**

Mounting Style:  
**Moveable or  
Fixed Head**

Vessel Sizes, mL:  
**100 - 600**

Standard Temperature  
MAWP Rating, psi (bar):  
**3000 (207)**

High Temperature (HT)  
MAWP Rating, psi (bar):  
**2000 (138)**

Standard Maximum  
Operating Temp., °C:  
**225 w/ FKM O-ring  
300 w/ FFKM O-ring  
350 w/ PTFE Flat Gasket**

High Temperature (HT)  
Maximum Operating  
Temperature, °C:  
**500 w/ FG Flat Gasket**

## Series 4560 Mini Reactors, 100-600 mL

**These are the most popular of all Parr Stirred Reactors.** Although they are called “Mini” reactors, they offer a range of sizes large enough to work with significant sample sizes, yet small enough to be handled with ease.

They are offered in both fixed head and moveable vessel styles and are available with an FKM O-ring seal for operating temperatures to 225 °C, an FFKM O-ring for temperatures to 300 °C, or with a flat, PTFE gasket for operating temperatures to 350 °C.

Choosing the high temperature option (HT) boosts the maximum temperature to 500 °C, but reduces the MAWP to 2000 psi (138 bar). Standard Mini reactors can be converted to high temperature reactors (500 °C max temperature and 2000 psi MAWP) by changing the head assembly (contains cone connections, high temperature valves, and graphoil gasket) replacing the heater with a ceramic fiber heater and replacing the split-ring. Contact Parr Instrument Company for details.



**4566 Bench Top Mini Reactor, 300 mL, Fixed Head, Drop-Band Split-Ring, and a 4848 Controller shown with optional Expansion Modules.**

Although internal and external space is limited in these small vessels, gas entrainment impellers, catalyst baskets, condensers and other options are available. All reactors in this series can also be easily converted from one size to another by simply substituting a longer or shorter cylinder with the corresponding internal fittings and heaters.

The support system for these Mini Reactors is designed specifically to provide stability at stirring speeds up to 1700 rpm, in a compact mounting small enough to fit into a laboratory hood. The support system can also be adapted to accept any of the smaller vessels from the 4590 Micro Reactor Series.

**4560 Reactor Vessels from left to right, 300 mL, 100 mL, 450 mL, 160 mL, and 600 mL.**



## 4560

Series 4560 Pressure Reactor System Specifications											
Shaded bar indicates specifications that change within series.											
Model Number	4561	4562	4563	4564	4565	4566	4567	4568	4566B	4566C	
Approximate Volume, mL	300	450	600	160	100	300	450	600	160	100	
Maximum Pressure (MAWP)	3000 psi (207 bar, 200 bar for CE orders)										
HT Max. Pressure (MAWP)	2000 psi (138 bar)										
<b>Maximum Temperature</b>											
with FKM O-ring	225 °C										
with FFKM O-ring	300 °C										
with PTFE Flat Gasket	350 °C										
with Flexible Graphite Flat Gasket (HT)	500 °C			N/A		500 °C			N/A		
<b>Reactor Details</b>											
Mounting Style	Moveable					Fixed Head					
Stand Type	Bench Top										
Closure	Split-Ring (6 Compression Bolts for Flat Gasket, no Compression Bolts for O-ring)										
Valve Connections	1/8" NPT Male										
Magnetic Stirrer, Model No.	A1120HC6										
Maximum Torque	16 Inch-Pounds										
Impeller(s), 4-Blade, 1.38" dia.	1	1	2	1	1	1	1	2	1	1	
Stirrer Motor	1/8 hp variable speed										
Pressure Gage, Size	3.5 inches										
Range, Standard Temperature	0-3000 psi (207 bar)										
Range, High Temperature	0-2000 psi (138 bar)										
Temperature Measurement	Fixed Thermocouple (Thermowell for special alloys)										
Cooling Coil	Included			Not Included			Included			Not Included	
Style	Single Loop (Optional Serpentine Style)										
Bottom Drain Valve, optional	1/4" NPT (Not available on HT Models)										
<b>Heater Style</b>											
	Mantle			Clamp-on			Mantle			Clamp-on	
Heater Power, Watts	510	590	780	525			510	590	780	525	
Heater Style w/ HT Option	Ceramic Fiber			N/A			Ceramic Fiber			N/A	
Heater Power, Watts	800	800	1100	N/A			800	800	1100	N/A	
<b>Electrical Supply</b>											
Volts, AC	115 / 230										
Maximum Load, amps, 115 / 230	7 / 4 (10 / 5 High Temperature)										
<b>Cylinder Dimensions</b>											
I.D x Depth, inches	2.5 x 4.0	2.5 x 6.0	2.5 x 8.0	2.5 x 2.0	2.1 x 2.0	2.5 x 4.0	2.5 x 6.0	2.5 x 8.0	2.5 x 2.0	2.1 x 2.0	
Vessel Assembly Weight, pounds	17	21	21	17	18	18	21	22	18	19	
Weight of Cylinder, pounds	3.7	4.9	6.2	2.4	3.3	3.7	4.9	6.2	2.4	3.3	
<b>Reactor Dimensions</b>											
Width x Depth w/o Controller, inches	12 x 18										
Height, inches	28	32	36	28	28	28	32	36	28	28	
Weight, pounds	60	63	66	60	60	62	65	68	60	60	
Spare Parts Kit	4569M (4569HT for High Temperature)										
Other options available. See Ordering Guide, visit <a href="http://www.parrinst.com">www.parrinst.com</a> , or call for more information. Weights and dimensions are estimated from the base model. Final weights and dimensions will vary based on options selected.											

Series Number:

# 4560

## Series 4560 Mini Reactors, 100-600 mL

### Index to Options

Option	Page
Certification	8
Materials of Construction	10
Magnetic Drive	14
Gaskets & Seals	18
Stirrer Motor	118
Rupture Disc	124
Pressure Gage	125
Cooling Coil	129
Bottom Drain Valve	131

Custom Option	Page
Heaters	116
Gear Drives	119
Stirrers	120
Catalyst Baskets	122
Condensers	123
Relief Valves	125
Solids Charging Ports	128
Catalyst Addition Device	128
Liquid Sampling	130
Explosion Proof Options	134
Windows	136
Electrical Glands	137
External Valves & Fittings	138

Accessories	Page
Gas Burettes	126
Liquid Pipettes	127
Liners	129
Check Valves	132
Pressure Hoses	133
Spare Parts Kits	137

Controller	Page
4848 Reactor Controller	102
4848T Reactor Controller	105
4871 Process Controller	109
A2110E Motor Controller	114



4566 Bench Top Mini Reactor, 300 mL, Fixed Head, with Aluminum Block Heater, and a 4848 Controller shown with optional Expansion Modules.



Model 4563 Bench Top Mini Reactor, 600 mL, Moveable Head, PTFE Flat Gasket Seal, with vessel disassembled, and a 4848 Controller shown with optional Expansion Modules.

# Series 4560 Ordering Guide

The Order No. for the Base System is: **456\_\_-T-SS-M-115-VS.12-2000-4848**

A composite identification number to be used when ordering a 4560 Series Reactor can be developed by combining individual symbols from the separate sections below. For more information on how to use this ordering guide, please see page 27.

## A Base Model

Model No.	Size	Vessel Style
4561	300 mL	Moveable Head
4562	450 mL	Moveable Head
4563	600 mL	Moveable Head
4564	160 mL*	Moveable Head
4565	100 mL*	Moveable Head
4566	300 mL	Fixed Head
4567	450 mL	Fixed Head
4568	600 mL	Fixed Head
4566B	160 mL*	Fixed Head
4566C	100 mL*	Fixed Head

\* High temperature option not available.

## B High Temperature Option

-No Symbol	Standard Configuration: 3000 psi / 207 bar
-HT	2000 psi / 138 bar @ 500 °C

## C Gasket / Maximum Temperature

-OV	FKM O-ring, 225 °C
-OK	FFKM O-ring, 300 °C
-T	PTFE Flat Gasket, 350 °C
-FG	Flexible Graphite Flat Gasket, 500 °C

## D Material of Construction

-SS	T316 Stainless Steel
-MO	Alloy 400*
-IN	Alloy 600
-HB	Alloy B-2 / B-3*
-HC	Alloy C-276
-CS	Alloy 20*
-Ti2	Titanium Grade 2*
-Ti4	Titanium Grade 4*
-ZR702	Zirconium Grade 702*
-ZR705	Zirconium Grade 705*

\* Not available for HT option

See page 10 or 24 for complete list of available alloys.

## E Magnetic Stirrer Drive

-M	General Purpose, 16 in-lb
-FMD1	Footless, 16 in-lb

## F Stirrer Drive Material of Construction

-MOC Symbol	Indicate Material of Construction
-------------	-----------------------------------

## G Electrical Supply

-115	115 VAC
-230	230 VAC

## H Motor Option

-VS .12	Variable Speed, 1/8 hp
-VS .25	Variable Speed, 1/4 hp
-XP .25	Explosion Proof Variable Speed, 1/4 hp
-AM .25	Air Motor, 1/4 hp

## I Pressure Gauge

-3000	3000 psi / 207 bar	-600	600 psi / 40 bar
-2000	2000 psi / 138 bar	-200	200 psi / 14 bar
-1000	1000 psi / 69 bar	-100	100 psi / 7 bar

## J Internal Cooling Coil

-CL	Internal Cooling Loop
-----	-----------------------

## K Bottom Drain Valve

-BDV	Bottom Drain Valve (Not Available on High Temperature Vessels)
------	--

## L Controller

-4848 (included in base system)	PID Temperature Control, Ramp & Soak Programming, Motor Speed Control knob, and Data logging with Software. (RS-485 to USB cable not included) For use with up to three additional display modules.
-4848B	Same as above but for use with up to six additional display modules.
-4848T	Touchscreen w/ PID Temperature Control, Ramp & Soak Programming, Motor Control Module, Pressure Display Module, and either High Temperature Module or External Temperature Limit Module. Internal data logging included.
-A2110E	Motor Controller
-4871	Process Controller (for enhanced control options)

See Chapter 6 for a complete list of controllers and options.

## M 4848 Controller Options

-TDM	Tachometer Display Module
-MCM	Motor Control Module w/set point control of RPM
-PDM	Pressure Display Module
-HTM	High Temperature Cut Off Module
-ETLM	External Temperature Limit Module
-MTM*	Motor Torque Module
-SVM	Solenoid Valve Module (for cooling control)
-A1925E4	RS-485 to USB Cable for 4848 Controller (required for data logging)
-A1925E6	RS-485 to USB Converter, isolated, 30-ft
-A2208E	RS-485 Daisy Chain for Multiple Controllers
-A3504HC	SpecView Software Package for 4838/4848

\* The MTM must be installed in conjunction with the MCM.

## N Custom Options (List All Desired)

-AS	Anchor Stirrer
-PS	Paddle Stirrer
-SA	Spiral Stirrer
-GE	Gas Entrainment Stirrer
-BF	Removeable Baffle Set
-SB	Static Catalyst Basket
-CAD	Internal Catalyst Addition Device
-XCAD	External Catalyst Addition Device
-SCP	Solids Charging Port (Ball Valve)
-RC	Reflux Condenser
-RTC	Reflux/Take-Off Condenser
-WJ	Welded Jacket
-ABH	Aluminum Block Heater w/ Cooling Channels

See Chapter 7 for a complete list of optional accessories.

## O Certifications

-ASME	ASME Documentation
-CE	CE Documentation
-P	Parr Certification

## P Spare Parts Kit

-4569M	Spare Parts Kit for 4560 Series
-4569HT	Spare Parts Kit for 4560HT Series

Please note that all options and combinations are not compatible with all models.

Series Number:

# 4570/80

Type:  
**High Temperature /  
High Pressure**

Stand:  
**Bench Top,  
Floor Stand or Cart**

Mounting Style:  
**Moveable or  
Fixed Head**

Vessel Sizes, mL:  
**250-5500**

Standard Pressure  
MAWP Rating, psi (bar):  
**4570: 5000 (345)  
4580: 3000 (207)**

Maximum Operating  
Temperature, °C:  
**500 w/ FG Flat Gasket**

## Series 4570/80 HP/HT Reactors, 250-5500 mL

**Parr offers a number of different reactors in the 4570 and 4580 Series** in a variety of sizes and with different mountings for operating pressures to 5000 psi (345 bar) and temperatures to 500 °C.

### 4571 - 4572 Reactors

These are 1000 and 1800 mL moveable head reactors mounted in moveable carts.

### 4577 - 4578 Reactors

These are 1000 and 1800 mL fixed head reactors mounted on a floor stand with pneumatic lift.

### 4575 - 4576A Reactors

These are 500 and 250 mL bench top reactors with 5000 psi (345 bar) and 500 °C ratings. They are available as either moveable or fixed head vessels.

### 4581 - 4582 Reactors

These 1 gallon (3.75 L) and 1.5 gallon (5.5 L) reactors are designed for 3000 psi (207 bar) maximum pressure with a 500 °C maximum working temperature and mounted on moveable carts.

### 4583 - 4584 Reactors

These are 1 gallon (3.75 L) and 1.5 gallon (5.5 L) fixed head reactors mounted on floor stands with pneumatic lift.

All of these reactors have been designed with suitable valves, fittings and modifications to the vessel itself to operate at the higher temperature and pressure ratings.

Flat, flexible graphite (FG) gaskets are used for temperatures in the higher range to 500 °C. These can be replaced with PTFE gaskets for procedures in which the temperature will not exceed 350 °C.



The Series 4570/80 High Temperature/High Pressure Reactors come in three configurations, from left to right: Bench Top (250 & 500 mL only), Floor Stand, and Cart.



Model 4578 High Temperature/High Pressure Reactor, Floor Stand, 1800 mL, Fixed Head, with Heater and Pneumatic Lift.

## 4570/80

Series 4570/80 Pressure Reactor System Specifications						
Shaded bar indicates specifications that change within series.						
<b>Model No. – Moveable Vessel</b>	<b>4571</b>	<b>4572</b>	<b>4581</b>	<b>4582</b>	<b>4575B</b>	<b>4576B</b>
<b>Model No. – Fixed Head</b>	<b>4577</b>	<b>4578</b>	<b>4583</b>	<b>4584</b>	<b>4575A</b>	<b>4576A</b>
<b>Approximate Volume, mL</b>	1000	1800	3750	5500	500	250
<b>Maximum Pressure, MAWP</b>	5000 psi (345 bar)		3000 psi (207 bar, 200 bar for CE orders)		5000 psi (345 bar)	
<b>Maximum Temperature</b>						
with Flexible Graphite Flat Gasket	500 °C					
<b>Reactor Details</b>						
Stand Type	Cart / Floor Stand		Cart / Floor Stand		Bench Top	
Closure (Compression Bolts)	Split-Ring (12 Compression Bolts for Flat Gasket)		Split-Ring (16 Compression Bolts for Flat Gasket)		Split-Ring (8 Compression Bolts for Flat Gasket)	
Valve Connections	1/4" NPT Female					
Magnetic Stirrer, Model No.	A1120HC		A1180HC		A1120HC	
Maximum Torque	16 Inch-Pounds		60 Inch-Pounds		16 Inch-Pounds	
Impeller(s), 6-Blade (4-blade)	2 (2" dia.)		2 (3.5" dia.)		2 (.81" / 1.38" dia.)	
Stirrer Motor, Variable Speed	1/4 hp		1/2 hp		1/8 hp	
Pressure Gage, Size	4.5 inches					
Range	0-5000 psi (345 bar)		0-3000 psi (207 bar)		0-5000 psi (345 bar)	
Temperature Measurement	Thermowell					
Cooling Coil	Included					
Style	Serpentine		Serpentine		Single Loop	
Bottom Drain Valve	1" NPS (Floor stand supports only)					
<b>Heater Style</b>	Calrod: Fixed Head, Ceramic: Removeable					
Heater Power, Watts	2800		2800		1800	1400
<b>Electrical Supply</b>						
Volts, AC	230		230		115 / 230	
Maximum Load, amps, 115 / 230	15		15		9 / 15	
<b>Cylinder Dimensions</b>						
Inside Diameter, inches	3.75 x 6.2	3.75 x 10.5	5.5 x 9.7	5.5 x 15.1	2.5 x 6.6	2.5 x 3.2
Moveable Vessel Assembly Weight, pounds	83	100	124	143	44	38
Fixed Vessel Assembly Weight, pounds	92	109	136	155	44	38
Cylinder Weight, pounds	36	52	53	72	15	9
<b>Reactor Dimensions</b>						
Moveable Width x Depth x Height, in.	Cart: 35 x 18 x 50		Cart: 35 x 18 x 50		Bench Top: 17 x 24 x 42	
Fixed Width x Depth x Height, in.	Floor Stand: 20 x 31 x 75		Floor Stand: 20 x 31 x 75			
Moveable Weight, pounds	245	265	325	355	125	120
Fixed Weight, pounds	265	285	345	375	127	122
<b>Spare Parts Kit</b>	4579M		4589M		4579M	
Other options available. See Ordering Guide, visit <a href="http://www.parrinst.com">www.parrinst.com</a> , or call for more information. Weights and dimensions are estimated from the base model. Final weights and dimensions will vary based on options selected.						



Series Number:

# 4570/80

## Series 4570/80 HP/HT Reactors, 250-5500 mL

**Model 4581 High Temperature/High Pressure Reactor, with 1 Gallon Moveable Vessel, and a 4848 Reactor Controller with optional Expansion Modules.**

### Index to Options

Option	Page
--------	------

Certification	8
---------------	---

Materials of Construction	10
---------------------------	----

Magnetic Drive	14
----------------	----

Gaskets & Seals	18
-----------------	----

Stirrer Motor	118
---------------	-----

Rupture Disc	124
--------------	-----

Pressure Gage	125
---------------	-----

Cooling Coil	129
--------------	-----

Bottom Drain Valve	131
--------------------	-----

Custom Option	Page
---------------	------

Heaters	116
---------	-----

Gear Drives	119
-------------	-----

Stirrers	120
----------	-----

Catalyst Baskets	122
------------------	-----

Condensers	123
------------	-----

Relief Valves	125
---------------	-----

Solids Charging Ports	128
-----------------------	-----

Catalyst Addition Device	128
--------------------------	-----

Liquid Sampling	130
-----------------	-----

Explosion Proof Options	134
-------------------------	-----

Windows	136
---------	-----

Electrical Glands	137
-------------------	-----

External Valves & Fittings	138
----------------------------	-----

Accessories	Page
-------------	------

Gas Burettes	126
--------------	-----

Liquid Pipettes	127
-----------------	-----

Liners	129
--------	-----

Check Valves	132
--------------	-----

Pressure Hoses	133
----------------	-----

Spare Parts Kits	137
------------------	-----

Controller	Page
------------	------

4848 Reactor Controller	102
-------------------------	-----

4848T Reactor Controller	105
--------------------------	-----

4871 Process Controller	109
-------------------------	-----

A2110E Motor Controller	114
-------------------------	-----



**Model 4576A HP/HT Bench Top Reactor, 250 mL Vessel with Fixed Head.**

**Model 4575B High Pressure/High Temperature 500 mL Moveable Vessel Assembly.**

# Series 4570/80 Ordering Guide

The Order No. for the Base System is: **457\_\_-FG-SS-M-115-VS.\_\_\_-5000-4848**  
or **458\_\_-FG-SS-HD-230-VS.50-3000-4848**

A composite identification number to be used when ordering a 4570 or 4580 Series Reactor can be developed by combining individual symbols from the separate sections below. For more information on how to use this ordering guide, see page 27.

A Base Model		
Model	Size	Vessel Style
4571	1000 mL	Moveable Head, Moveable Cart
4572	1800 mL	Moveable Head, Moveable Cart
4577	1000 mL	Fixed Head, Stationary Floor Stand
4578	1800 mL	Fixed Head, Stationary Floor Stand
4575B	500 mL	Moveable Head, Bench Top
4576B	250 mL	Moveable Head, Bench Top
4575A	500 mL	Fixed Head, Bench Top
4576A	250 mL	Fixed Head, Bench Top
4581	1.0 Gallon	Moveable Head, Moveable Cart
4582	1.5 Gallon	Moveable Head, Moveable Cart
4583	1.0 Gallon	Fixed Head, Stationary Floor Stand
4584	1.5 Gallon	Fixed Head, Stationary Floor Stand

B Gasket / Maximum Temperature	
-FG	Flexible Graphite Gasket, 500 °C
-T	PTFE Compression Gasket, 350 °C

C Materials of Construction	
-SS	T316 Stainless Steel
-MO	Alloy 400*
-IN	Alloy 600
-HB	Alloy B-2 / B-3*
-HC	Alloy C-276
-CS	Alloy 20*
-TI2	Titanium Grade 2*
-TI4	Titanium Grade 4*
-ZR702	Zirconium Grade 702*
-ZR705	Zirconium Grade 705*

\*Maximum temperature and/or pressure limited.  
See page 10 or 24 for complete list of available alloys.

D Magnetic Stirrer Drive	
-M	General Purpose, 16 in-lb
-HD	Heavy Duty, 60 in-lb *
-XHD	Extra Heavy Duty, 120 in-lb *
-FMD1	Footless, General Purpose, 16 in-lb.
-FMD2	Footless, Heavy Duty, 60 in-lb **
-FMD3	Footless, Extra Heavy Duty, 120 in-lb *

\* Not available on 4575-76 (250 mL & 500 mL)

E Mag. Drive Material of Construction	
-MOC Symbol	Indicate Material of Construction

F Electrical Supply	
-115	115 VAC (4575-4576 Only)
-230	230 VAC

G Motor Option	
-VS .12	Variable Speed, 1/8 hp (4575-4576 Only)
-VS .25	Variable Speed, 1/4 hp
-VS .50*	Variable Speed, 1/2 hp
-XP .25	Explosion Proof Variable Speed, 1/4 hp
-XP .50*	Explosion Proof Variable Speed, 1/2 hp
-AM .25	Air Motor, 1/4 hp (4575-4576 Only)
-AM .50*	Air Motor, 1/2 hp
-GDD	Geared Direct Drive (Fixed Head Unit Only)

\* For use with -HD Magnetic Stirrer Drive.  
Only available on 230V systems.

H Pressure Gage	
-5000	5000 psi / 345 bar (4570 Series Only)
-3000	3000 psi / 207 bar
-2000	2000 psi / 138 bar
-1000	1000 psi / 69 bar

I Bottom Drain Valve	
-BDV	Bottom Drain Valve (Not available on 250 mL or Bench Top Systems)

J Controller	
In base system	PID Temperature Control, Ramp & Soak Programming, Motor Speed Control knob, and Data logging with Software. (RS-485 to USB cable not included) For use with up to three additional display modules.
-4848B	Same as above but for use with up to six additional display modules.
-4848T	Touchscreen w/ PID Temperature Control, Ramp & Soak Programming, Motor Control Module, Pressure Display Module, and either High Temperature Module or External Temperature Limit Module. Internal data logging included.
-A2110E	Motor Controller
-4871	Process Controller (for enhanced control options)

See Chapter 6 for a complete list of controllers and options.

K 4848 Controller Options	
-TDM	Tachometer Display Module
-MCM	Motor Control Module w/set point control of RPM
-PDM	Pressure Display Module
-HTM	High Temperature Cut Off Module
-ETLM	External Temperature Limit Module
-MTM*	Motor Torque Module
-SVM	Solenoid Valve Module (for cooling control)
-A1925E4	RS-485 to USB Cable for 4848 Controller (required for data logging)
-A1925E6	RS-485 to USB Converter, isolated, 30-ft
-A2208E	RS-485 Daisy Chain for Multiple Controllers
-A3504HC	SpecView Software Package for 4838/4848

\* The MTM must be installed in conjunction with the MCM.

L Custom Options (List All Desired)	
-AS	Anchor Stirrer
-PS	Paddle Stirrer
-SA	Spiral Stirrer
-GE	Gas Entrainment Stirrer
-BF	Removeable Baffle Set
-SB	Static Catalyst Basket
-DB	Dynamic Catalyst Basket
-CAD	Internal Catalyst Addition Device
-XCAD	External Catalyst Addition Device
-SCP	Solids Charging Port (Ball Valve)
-RC	Reflux Condenser
-RTC	Reflux/Take-Off Condenser
-WJ	Welded Jacket

See Chapter 7 for a complete list of optional accessories.

M Certifications	
-ASME	ASME Documentation
-CE	CE Documentation
-P	Parr Certification

N Spare Parts Kit	
-4579M	Spare Parts Kit for 4570 Series
-4589M	Spare Parts Kit for 4580 Series

Please note that all options and combinations are not compatible with all models.

Series Number:

# 4590

Type:  
**Micro**

Stand:  
**Bench Top**

Mounting Style:  
**Moveable or  
Fixed Head**

Vessel Sizes, mL:  
**25, 50, 100**

Standard Pressure  
MAWP Rating, psi (bar):  
**3000 (207)**

High Pressure (HP)  
MAWP Rating, psi (bar):  
**5000 (345)**

Standard Maximum  
Operating Temp., °C:  
**225 w/ FKM O-ring**  
**300 w/ FFKM O-ring**  
**350 w/ PTFE Flat Gasket**

High Temperature (HT) /  
High Pressure (HP)  
Maximum Operating  
Temperature, °C:  
**500 w/ FG Flat Gasket**  
**(Fixed Head Only)**



Smaller vessel sizes are available in our **Series 2500 Micro Batch System** which includes three reactors in 5 mL or 10 mL. See page 72.

## Series 4590 Micro Stirred Reactors, 25-100 mL

**These are Parr's smallest individual Stirred Reactors.** They are a good choice for chemists working with very expensive materials, materials only available in small amounts, or those chemists working with hazardous materials. Use of the Series 4590 Reactors helps minimize the quantities of waste products created which may require special disposal procedures. The 4590 systems are now available in high pressure (5000 psi) or high pressure/high temperature (500 °C) versions.

These micro reactors have been designed to provide as many of the features of the larger vessels as possible in the limited space available. All of the standard head fittings are provided, with optional cooling now available with aluminum block heaters with cooling capability, welded jackets or internal cold fingers.

**These systems are offered in both fixed head and moveable head vessel styles** with choices of a self sealing FKM O-ring for temperatures up to 225 °C or with FFKM O-ring for temperatures to 300 °C or with a flat PTFE gasket for temperatures to 350 °C, or with an Flexible Graphite gasket for temperatures to 500 °C with the HP/HT option (for fixed head versions only). A split-ring closure is standard.

All three volumes use the same ceramic fiber heater.

**These micro reactors can be easily converted from one size to another** by simply substituting a larger or smaller cylinder and the corresponding internal fittings. The support system can also be readily adapted to accept any of the vessels from the 4560 Mini Reactor Series. The opportunity to modify these small reactors is restricted because of the limited head space available.



4598 HP/HT Micro Reactor, 100 mL with Fixed Head.

## 4590

Series 4590 Pressure Reactor System Specifications						
Shaded bar indicates specifications that change within series.						
Model Number	4591	4592	4593	4596	4597	4598
Approximate Volume, mL	25	50	100	25	50	100
Maximum Pressure (MAWP)	3000 psi (207 bar, 200 bar for CE orders)					
HP, HP/HT Max. Pressure (MAWP)	5000 psi (345 bar)					
<b>Maximum Temperature</b>						
with FKM O-ring	225 °C					
with FFKM O-ring	300 °C					
with PTFE Flat Gasket	350 °C					
with FG Flexible Graphite Flat Gasket (HP/HT)	500 °C					
<b>Reactor Details</b>						
Mounting Style	Moveable			Fixed Head		
Stand type	Bench Top					
Closure	Split-Ring (6 Compression Bolts for Flat Gasket, No Compression Bolts for O-ring)					
Valve Connections	1/8" NPT Male, 1/4" NPT Male for HP, 1/4" NPT Female for HP/HT					
Magnetic Stirrer, Model No.	A1120HC6					
Maximum Torque	16 Inch-Pounds					
Impeller, 4-Blade	1 (.81" dia.)					
Stirrer Motor	1/8 hp Variable Speed					
Pressure Gage, Size	3.5 inches					
Range	0-3000 psi (207 bar), 0-5000 psi (345 bar) HP, HP/HT					
Temperature Measurement	Fixed Thermocouple (Thermowell for special alloys)					
Cooling (optional)	Cold Finger					
Bottom Drain Valve	1/4" NPT (Not available on HP or HP/HT models)					
<b>Heater Style</b>	Ceramic Fiber Heater					
Heater Power, Watts	700					
<b>Electrical Supply</b>						
Volts, AC	115 / 230					
Maximum Load, amps, 115 / 230	7 / 4			7 / 4		
Maximum Load, amps, HP/HT, 115 / 230	N/A			7 / 4		
<b>Cylinder Dimensions</b>						
I.D. x Depth, inches	1.0 x 2.0	1.3 x 2.3	1.3 x 4.6	1.0 x 2.0	1.3 x 2.3	1.3 x 4.6
Vessel Assembly Weight, pounds	18	18	19	19	19	20
Cylinder Weight, pounds	3.5	3.1	4.2	3.5	3.1	4.2
<b>Reactor/Stands Dimensions</b>						
Width x Depth w/o Controller, inches	12 x 18					
Height, inches*	27	35	27	35	27	35
Weight, pounds	55	56	56	56	57	57
<b>Spare Parts Kit</b>	4599M (4599HPHT for High Temperature)					
* Add 8-inches to height for Aluminum Block Heater options.						
Other options available. See Ordering Guide, visit <a href="http://www.parrinst.com">www.parrinst.com</a> , or call for more information. Weights and dimensions are estimated from the base model. Final weights and dimensions will vary based on options selected.						

Series Number:

# 4590

## Series 4590 Micro Stirred Reactors, 25-100 mL

### Index to Options

Option	Page
Certification	8
Materials of Construction	10
Magnetic Drive	14
Gaskets & Seals	18
Stirrer Motor	118
Rupture Disc	124
Pressure Gage	125
Cooling Coil	129
Bottom Drain Valve	131

### Custom Option


Custom Option	Page
Heaters	116
Gear Drives	119
Stirrers	120
Catalyst Baskets	122
Condensers	123
Relief Valves	125
Solids Charging Ports	128
Catalyst Addition Device	128
Liquid Sampling	130
Explosion Proof Options	134
Windows	136
Electrical Glands	137
External Valves & Fittings	138

### Accessories

Accessories	Page
Gas Burettes	126
Liquid Pipettes	127
Liners	129
Check Valves	132
Pressure Hoses	133
Spare Parts Kits	137

### Controller

Controller	Page
4848 Reactor Controller	102
4848T Reactor Controller	105
4871 Process Controller	109
A2110E Motor Controller	114



Model 4598 HP/HT stirred vessel, 100 mL with fixed head.



4590 vessels (left to right): 25 mL, 50 mL, and 100 mL.

# Series 4590 Ordering Guide

The Order No. for the Base System is: **459\_\_-T-SS-M-115-VS.12-3000-4848**

A composite identification number to be used when ordering a 4590 Series Reactor can be developed by combining individual symbols from the separate sections below. For more information on how to use this ordering guide, see page 27.

## A Base Model

Model	Size	Vessel Style
4591	25 mL	Moveable Head
4592	50 mL	Moveable Head
4593	100 mL	Moveable Head
4596	25 mL	Fixed Head
4597	50 mL	Fixed Head
4598	100 mL	Fixed Head

## B Pressure / Temperature Options

-No Symbol	3000 psi (207 bar) / 350 °C
-HP	5000 psi (345 bar) / 350 °C
-HP/HT*	5000 psi (345 bar) / 500 °C

\* Fixed Head Only

## C Gasket / Maximum Temperature

-OV	FKM O-ring, 225 °C
-OK	FFKM O-ring, 300 °C
-T	PTFE Flat Gasket, 350 °C
-FG	Flexible Graphite, 500 °C (HP/HT option only)

## D Material of Construction

-SS	T316 Stainless Steel
-MO	Alloy 400*
-IN	Alloy 600
-HB	Alloy B-2 / B-3*
-HC	Alloy C-276
-CS	Alloy 20*
-TI2	Titanium Grade 2*
-TI4	Titanium Grade 4*
-ZR702	Zirconium Grade 702*
-ZR705	Zirconium Grade 705*

\* Maximum temperature and/or pressure limited.  
See page 10 or 24 for complete list of available alloys.

## E Stirrer Drive

-M	General Purpose Magnetic
----	--------------------------

## F Mag. Drive Material of Construction

-MOC Symbol	Indicate Material of Construction
-------------	-----------------------------------

## G Electrical Supply

-115	115 VAC
-230	230 VAC

## H Motor Option

-VS .12	Variable Speed, 1/8 hp
-VS .25	Variable Speed, 1/4 hp
-XP .25	Explosion Proof Variable Speed, 1/4 hp
-XP .25X	ATEX Explosion Proof Variable Speed (.18 KW, 0-1300 rpm)
-AM .25	Air Motor, 1/4 hp

## I Pressure Gage

-5000	5000 psi / 345 bar
-3000	3000 psi / 207 bar
-2000	2000 psi / 138 bar
-1000	1000 psi / 69 bar
-600	600 psi / 40 bar
-200	200 psi / 14 bar
-100	100 psi / 7 bar

## J Bottom Drain Valve

-BDV	Bottom Drain Valve (Not available on HP models)
------	---

## K Controller

-4848 (included in base system)	PID Temperature Control, Ramp & Soak Programming, Motor Speed Control knob, and Data logging with Software. (RS-485 to USB cable not included) For use with up to three additional display modules.
-4848B	Same as above but for use with up to six additional display modules.
-4848T	Touchscreen w/ PID Temperature Control, Ramp & Soak Programming, Motor Control Module, Pressure Display Module, and either High Temperature Module or External Temperature Limit Module. Internal data logging included.
-A2110E	Motor Controller
-4871	Process Controller (for enhanced control options)

See Chapter 6 for a complete list of controllers and options.

## L 4848 Controller Options

-TDM	Tachometer Display Module
-MCM	Motor Control Module w/set point control of RPM
-PDM	Pressure Display Module
-HTM	High Temperature Cut Off Module
-ETLM	External Temperature Limit Module
-MTM*	Motor Torque Module
-SVM	Solenoid Valve Module (for cooling control)
-A1925E4	RS-485 to USB Cable for 4848 Controller (required for data logging)
-A1925E6	RS-485 to USB Converter, isolated, 30-ft
-A2208E	RS-485 Daisy Chain for Multiple Controllers
-A3504HC	SpecView Software Package for 4838/4848

\* The MTM must be installed in conjunction with the MCM.

## M Custom Options (List All Desired)

-GE	Gas Entrainment Stirrer
-BF	Removeable Baffle Set
-XCAD	External Catalyst Addition Device
-SCP	Solids Charging Port (Ball Valve)
-RC	Reflux Condenser
-RTC	Reflux/Take-Off Condenser
-WJ	Welded Jacket
-ABH	Aluminum Block Heater with Cooling Channels

See Chapter 7 for a complete list of optional accessories.

## N Certifications

-ASME	ASME Documentation
-CE	CE Documentation
-P	Parr Certification

## O Spare Parts Kit

-4599M	Spare Parts Kit for 4590 Series
-4599HPHT	Spare Parts Kit for 4590HPHT Series

Please note that all options and combinations are not compatible with all models.

Series Number:

# 5100

Type:  
**Glass or Metal**

Stand:  
**Bench Top**

Mounting Style:  
**Fixed Head**

Vessel Sizes:  
**160 mL - 1.5 L**

Maximum Operating Pressure, MAWP Rating, psi (bar):  
**Glass: 150 (10)**  
**Metal: 1000 (69)**

Maximum Operating Temperature, °C:  
**225**

## Series 5100 Glass Reactors, 160-1500 mL



**5111 Bench Top Reactor, Glass Jacketed Vessel, 1000 mL, Fixed Head.**

### The Parr Series 5100 Low Pressure Glass Reactors offer:

1. A system for running reactions similar to those that have been conducted for many years in the Parr shaker, but which offer stirring for better scalability, higher operating temperatures and pressures, and more extensive reactor controls and instrumentation.
2. Glass Reactors for use at elevated pressures that permit direct observation of mixing action, color changes, or changes of state.
3. Reactors designed for convenient operation at moderate pressure and/or for corrosion resistance.

### Convenient and Easy Sealing with O-rings and Split-Ring Closures

Parr has developed an O-ring and closure system to accommodate the requirements of this unique glass-to-metal seal and support, which is convenient to use. A face seal-type O-ring design is used with the proven and popular

Parr split-ring closure. For this application a special gasket groove was designed to retain the O-ring on the head of the reactor when it is opened. A full range of O-ring materials is available for chemical compatibility with reactants, products and solvents.

The split-ring for the glass vessel is padded with high temperature cushions so the glass vessel does not come in direct contact with the metal split-ring. Six sealing screws are tightened finger tight to develop the seal on the O-ring. The split-ring snaps together with latches to provide a secure and positive closure.

The alternate metal cylinders use a different split-ring designed to handle the higher working pressure of the metal vessels.

### Standard Reactor Fittings

The head of each glass reactor is equipped with:

- Pressure gage, 3-1/2 inch diameter, calibrated 0-200 psi and 0-14 bar
- Gas release valve

## 5100



Split-Ring for Glass Reactors.



Split-Ring for Metal Reactors.

- Gas inlet valve
- Liquid sampling valve
- Internal thermocouple
- Internal cooling loop – standard 300 mL to 1.5 L
- Internal stirrer with magnetic drive
- Heads intended for use with glass cylinders are equipped with spring-loaded relief valves adjustable between 50-150 psi.
- All heads are equipped with a rupture disc rated for 1000 psi.
- Internal fittings are T316 Stainless Steel with optional PTFE coating.

### Materials of Construction

These reactors are a combination of a glass reaction vessel with a metal head, internal stirrer, dip tube, thermowell, cooling loop, and external valves and fittings, or alternately an all metal system.

The standard material of construction for the head is Type 316 Stainless Steel with PTFE coated T316SS internals. As an alternative the head and internal wetted parts can be provided in any of the standard Parr materials of construction. See the 5100 Ordering Guide, [page 63](#).

### Size

Series 5100 Reactors can be easily converted between the 160, 300, 450, and 600 mL sizes by simply changing the cylinders and internal parts. In a similar manner, 1 L and 1.5 L are interchangeable. While the 160-600 mL stand cannot be converted to hold 1 and 1.5 L vessels, the larger stand can be converted to accommodate the 160-600 mL vessels. If you plan to convert at a later time, be sure to order the stand for the largest size you plan to use so the shield and supports will not have to be replaced.

### Heating and Temperature Control

These reactors are available with either jacketed or non-jacketed glass or metal cylinders allowing for heating by either a user supplied circulator or with a removable heating mantle respectively. While we would normally expect glass vessels to be equipped with circulating jackets to maintain their transparent feature, some users may not need to heat their reactions or may prefer to use removable heating mantles when they need to work at elevated temperatures. Although transparency is not an issue with metal vessels, users will generally want to select the same heating method for metal

vessels as they use for glass vessels so they can utilize the same heating and control system for both.

Users who are using a circulating bath that has its own temperature control for use with these reactors will want to order the reactor without a heating mantle and may only need a motor controller for stirring speed to complete the system. Most laboratory circulators should be adequate for these small vessels. Moveable electric heating mantles are available for vessels that do not have attached circulating jackets. These mantles are for use with 115 or 230 VAC.

### 5110 Conversion Sets: Glass to Metal or Metal to Glass

Series 5100 Reactors can be easily converted between glass and metal cylinders. The conversion sets include the cylinder, closure, gage and safety relief devices for the “converted to” system. Sets do not include heater.

#### 5110 & 5120 Conversion Sets

##### Glass to Metal

Catalog Number	Size, mL	Converts From	Converts To
5110A	300	Glass Jacketed	Metal Jacketed
5110B	300	Glass	Metal
5110C	450	Glass Jacketed	Metal Jacketed
5110D	450	Glass	Metal
5110E	600	Glass Jacketed	Metal Jacketed
5110F	600	Glass	Metal
5110M	215	Glass Jacketed	Metal Jacketed
5110N	160	Glass	Metal
5120A	1000	Glass Jacketed	Metal Jacketed
5120B	1000	Glass	Metal
5120C	1500	Glass Jacketed	Metal Jacketed
5120D	1500	Glass	Metal

##### Metal to Glass

Catalog Number	Size, mL	Converts From	Converts To
5110G	300	Metal Jacketed	Glass Jacketed
5110H	300	Metal	Glass
5110I	450	Metal Jacketed	Glass Jacketed
5110J	450	Metal	Glass
5110K	600	Metal Jacketed	Glass Jacketed
5110L	600	Metal	Glass
5110P	215	Metal Jacketed	Glass Jacketed
5110Q	160	Metal	Glass
5120E	1000	Metal Jacketed	Glass Jacketed
5120F	1000	Metal	Glass
5120G	1500	Metal Jacketed	Glass Jacketed
5120H	1500	Metal	Glass



# Series 5100 Glass Reactors, 160-1500 mL

Series 5100 Pressure Reactor System Specifications						
Shaded bar indicates specifications that change within series.						
Model Number	5101	5102	5103	5104	5111	5112
Approximate Volume, mL	300	450	600	160	1000	1500
Maximum Pressure, Glass	150 psi (10 bar)					
Maximum Pressure, Metal	1000 psi (69 bar)					
<b>Maximum Temperature</b>						
with FKM O-ring	225 °C					
with FFKM O-ring, Glass Vessel	225 °C					
with FFKM O-ring, Metal Vessel	300 °C					
<b>Reactor Details</b>						
Mounting Style	Fixed Head					
Stand Type	Bench Top					
Closure	Glass Vessels: 6 Thumb Screws; Metal Vessels: Split-Rings (6 Thumb Screws)					
Valve Connections	1/8" Male NPT					
Magnetic Stirrer, Model No.	A1120HC9					
Maximum Torque	16 Inch-Pounds					
Impeller(s)	1	2	2	1	2	2
Stirrer Motor	1/8 hp variable speed					
Pressure Gage, Size	3.5 inches					
Range, Glass Cylinder	0-200 psi (14 bar)					
Range, Metal Cylinder	0-1000 psi (69 bar)					
Temperature Measurement	Fixed, Type J, Thermocouple					
Cooling Coil	Single Loop Included			None	Single Loop Included	
<b>Heater Style</b>	Mantle					
Heater Power Glass, Watts	510	590	780	400	400	550
Heater Power Metal, Watts	510	590	780	400	450	650
<b>Electrical Supply</b>						
Volts, AC	115 / 230					
Maximum Load, amps, 115 / 230	9 / 5					
<b>Cylinder Dimensions</b>						
I.D. x Depth, inches	2.5 x 4.0	2.5 x 6.0	2.5 x 8.0	2.5 x 2.0	4.0 x 6.0	4.0 x 8.0
Vessel Assembly Weight, Glass, pounds	15	15	16	14	29	28
Vessel Assembly Weight, Metal, pounds	18	19	21	16	33	36
Cylinder Weight, Glass, pounds	0.8	1.1	1.4	0.5	3.0	4.1
Cylinder Weight, Metal, pounds	3.4	4.6	5.9	2.2	8.3	10.8
<b>Reactor/Stand Dimensions</b>						
Width x Depth w/o Controller, inches	17 x 24				21 x 26	
Height, inches	30				33	
Weight, pounds	60	63	66	60	109	113
<b>Spare Parts Kit</b>	5109M				5119M	
Other options available. See Ordering Guide, visit <a href="http://www.parrinst.com">www.parrinst.com</a> , or call for more information. Weights and dimensions are estimated from the base model. Final weights and dimensions will vary based on options selected.						

# Series 5100 Ordering Guide

The Order No. for the Base System is: **51\_\_\_-G-SS-4B-115-VS.12-200**

A composite identification number to be used when ordering a 5100 Series Reactor can be developed by combining individual symbols from the separate sections below. For more information on how to use this ordering guide, please see page 27.

A Base Model	
Model	Size
5101	300 mL
5102	450 mL
5103	600 mL
5104	160 mL (215 mL Glass Jacketed)
5111	1000 mL
5112	1500 mL

B Cylinder Type	
-GJ	Glass Jacketed
-G	Glass
-MJ	Metal Jacketed
-M	Metal

C Gasket	
-OV	FKM O-ring
-OK	FFKM O-ring

D Materials of Construction	
-SS	T316 Stainless Steel
-M0	Alloy 400
-IN	Alloy 600
-HB	Alloy B-2 / B-3
-HC	Alloy C-276
-CS	Alloy 20
-TI2	Titanium Grade 2
-TI4	Titanium Grade 4
-ZR702	Zirconium Grade 702
-ZR705	Zirconium Grade 705

See page 10 or 24 for complete list of available alloys.

E Magnetic Stirrer Drive	
-M	General Purpose, 16 in-lb
-FMD1	Footless, General Purpose, 16 in-lb

F Mag. Drive Material of Construction	
-MOC Symbol	Indicate Material of Construction

G Electrical Supply	
-115	115 VAC
-230	230 VAC

H Motor Option	
-VS .12	Variable Speed, 1/8 hp
-VS .25	Variable Speed, 1/4 hp
-XP .25	Explosion Proof Variable Speed, 1/4 hp
-AM .25	Air Motor, 1/4 hp

I Pressure Gage	
-200	200 psi / 14 bar
-100	100 psi / 7 bar
-1000	1000 psi / 69 bar (Metal Vessels Only)

J Heater	
-MH	Mantle (Non-Jacketed Vessels Only)
-NH	No Heater

K Controller	
-4848 (included in base system)	PID Temperature Control, Ramp & Soak Programming, Motor Speed Control knob, and Data logging with Software. (RS-485 to USB cable not included) For use with up to three additional display modules.
-4848B	Same as above but for use with up to six additional display modules.
-4848T	Touchscreen w/ PID Temperature Control, Ramp & Soak Programming, Motor Control Module, Pressure Display Module, and either High Temperature Module or External Temperature Limit Module. Internal data logging included.
-A2110E	Motor Controller
-4871	Process Controller (for enhanced control options)

See Chapter 6 for a complete list of controllers and options.

L 4848 Controller Options	
-TDM	Tachometer Display Module
-MCM	Motor Control Module w/set point control of RPM
-PDM	Pressure Display Module
-HTM	High Temperature Cut Off Module
-ETLM	External Temperature Limit Module
-MTM*	Motor Torque Module
-SVM	Solenoid Valve Module (for cooling control)
-A1925E4	RS-485 to USB Cable for 4848 Controller (required for data logging)
-A1925E6	RS-485 to USB Converter, isolated, 30-ft
-A2208E	RS-485 Daisy Chain for Multiple Controllers
-A3504HC	SpecView Software Package for 4838/4848

\* The MTM must be installed in conjunction with the MCM.

M Custom Options (List All Desired)	
-PS	Paddle Stirrer, 300 mL and Larger
-GE	Gas Entrainment Stirrer
-XCAD	External Catalyst Addition Device
-SCP	Solids Charging Port (Ball Valve)
-RC	Reflux Condenser
-RTC	Reflux/Take-Off Condenser

See Chapter 7 for a complete list of optional accessories.

N Certifications	
-ASME	ASME Documentation
-CE	CE Documentation
-P	Parr Certification

O Spare Parts Kit	
-5109M	Spare Parts Kit for Models 5101, 5102, 5103, 5104
-5119M	Spare Parts Kit for Models 5111 and 5112

Please note that all options and combinations are not compatible with all models.

Series Number:

# 5500

Type:  
**High Pressure, Compact**

Stand:  
**Bench Top**

Mounting Style:  
**Moveable**

Vessel Sizes, mL:  
**25-600**

Standard Pressure  
MAWP, psi (bar):  
**3000 (207)**

Maximum Operating  
Temp., °C:  
**225 w/ FKM O-ring**  
**300 w/ FFKM O-ring**  
**350 w/ PTFE Flat Gasket**

## Series 5500 HP Compact Reactors, 25-600 mL

### Familiar Parr Designs

All of the safety, convenience and reliability features which have been the hallmark of Parr pressure reaction equipment for more than 50 years have been incorporated into a new line of high pressure, compact laboratory reactors.

**The Series 5500 Compact Reactors** are based upon our popular micro and mini, Series 4590 & 4560 Reactors. There are several differences between these new reactors and their original counterparts. Primarily, these are:

- A smaller, more compact magnetic drive is installed.
- A smaller, more compact variable speed stirrer motor.
- The larger support stand, overarm and motor have been eliminated.
- An Aluminum Block Heater also serves as the support stand.

As a result of these changes, we are able to offer these reactors to users who do not require the wide variety of options and expandability provided by our Series 4560 and 4590 Reactors at a significantly lower cost. These designs will be welcomed by not only scientists with limited space or budgets, but also by those building multiple reactor installations for combinatorial chemistry or high throughput investigations.

**The reaction vessels used in these reactors** are identical to the ones furnished in the Series 4590 Micro and Series 4560 Mini Reactors and use the popular Parr split ring closure. These vessels are rated for a maximum working pressure of 3000 psi. The maximum operating temperature is dependent upon the seal selected, PTFE gasket for up to 350 °C; with FKM O-ring to 225 °C or FFKM O-ring to 300 °C.

The 25, 50, and 100 mL reactors are equipped with gas inlet and outlet valve, a liquid sampling valve, pressure gage, safety rupture disc, and internal thermocouple in addition to the internal stirrer. The 300, 450, and 600 mL reactors provide an optional internal cooling loop in addition to these fittings. In addition to the standard Type 316 Stainless Steel, the vessels for these reactors can also be constructed from any of the standard Parr materials of construction.

These vessels are designed, built and can be certified to the ASME Pressure Vessel Code, European Community

P.E.D. and other appropriate local codes. Electrical safety is certified by CSA and the EC-CE mark.

### New Magnetic Drive

To take advantage of the new technology available in magnets today, Parr has designed a new compact, magnetically-coupled stirrer drive especially for these smaller vessels. Tests show that this new drive is sufficient to stir reaction mixtures with viscosities up to 10,000 centipoise in a 600 mL reaction vessel

### Variable Speed Motor


A 1/17 hp variable speed motor provides stirring speeds adjustable from 0 to 1700 rpm. An optional tachometer pickup provides a signal to the optional tachometer display module which can be installed in the 4848 Controller.

### New Heater / Reactor Support

A new heater that also serves as the vessel support has been designed for these reactors. This is an aluminum block style heater for excellent thermal uniformity. The cartridge heaters used in this heating block are easily replaced if required. A stainless steel heat shield is provided around the heating block. This style of heater/reactor support provides a very small footprint, ideal for limited bench space.

### Model 4848 Temperature Controller

The Series 4848 Controller used with the standard Parr line of medium and high pressure reactors is also furnished for use with these reactors. The 4848 offers the user options for redundant temperature sensor and alarm, digital pressure



Parr Series 5500 HPCL Reactor and a 4848 Reactor Controller shown with optional Expansion Modules.

## 5500

Series 5500 Pressure Reactor System Specifications								
Shaded bar indicates specifications that change within series.								
Model Number	5511	5512	5513	5521	5522	5523	5524	5525
Sizes, mL	25	50	100	300	450	600	160	100
Maximum Pressure	3000 psi (207 bar, 200 bar for CE orders)							
<b>Maximum Temperature</b>								
with FKM O-ring	225 °C							
with FFKM O-ring	300 °C							
with PTFE Flat Gasket	350 °C							
<b>Reactor Details</b>								
Mounting Style	Moveable							
Stand Type	Compact Bench Top							
Closure	Split-Ring (6 Compression Bolts for Flat Gasket, No Compression Bolts for O-ring)							
Valve Connections	1/8" Male NPT							
Maximum Torque	2.5 Inch-Pounds (0.28 Nm)							
Impeller(s), 4-blade	1 (0.81" dia.)			1 (0.81" dia.)		2 (1.38" dia.)		1 (0.81" dia.)
Stirrer Motor, Variable Speed	1/17 hp							
Pressure Gage, Size	3.5 inches							
Range	0-3000 psi (207 bar)							
Temperature Measurement	Fixed Thermocouple							
Cooling Coil	Coldfinger (optional)			Standard Single Loop			Spiral (optional)	
Bottom Drain Valve	N/A							
Heater Style	Aluminum Block (External Cooling optional)							
Heater Power, Watts	700		1000	700		1000		700
<b>Electrical Supply</b>								
Volts, AC	115 / 230							
Maximum Load, amps, 115 / 230	8 / 4		10 / 5	8 / 4		10 / 5		8 / 4
<b>Cylinder Dimensions</b>								
I.D. x Depth, inches	1.0 x 2.0	1.3 x 2.25	1.3 x 4.5	2.5 x 4.0	2.5 x 6.0	2.5 x 8.0	2.5 x 2.0	2.0 x 2.0
Vessel Assembly Weight, pounds	17	17	18	17	18	20	16	16
Cylinder Weight, pounds	3.5	3.1	4.2	3.7	4.9	6.2	2.4	3.3
<b>Reactor/Stand Dimensions</b>								
Width x Depth w/o Controller, inches	8.3 x 9.5							
Height, inches	23	23	25	23	25	27	23	23
Weight, pounds	25	25	25	26	28	30	25	25
Spare Parts Kit	5529SPK							
Other options available. See Ordering Guide, visit <a href="http://www.parrinst.com">www.parrinst.com</a> , or call for more information. Weights and dimensions are estimated from the base model. Final weights and dimensions will vary based on options selected.								

readout, stirring speed display or control, motor load, and bi-directional digital communication (RS-485).

### Alternate Controllers Available

A single 4871 Process Controller can control up to eight high pressure, compact laboratory reactors.

### Options

As shown in the ordering guide, a variety of options are available for these Series 5500 Reactors. In addition to the

options described here, there are a number of additional accessories such as glass or PTFE liners, special stirrers, gages, gas and liquid feed systems, custom valves, etc., as described in the Options Section of the Ordering Guide.

The Series 5500 Reactors have been designed and packaged to provide the basic functions of a small laboratory reactor and not all of the options available for the more versatile Series 4560 and 4590 Reactors can be incorporated into these units.

# Series 5500 Ordering Guide

The Order No. for the Base System is: **55\_\_\_-T-SS-115-VS-M-3000-4848**

A composite identification number to be used when ordering a 5500 Series Reactor can be developed by combining individual symbols from the separate sections below. For more information on how to use this ordering guide, please see page 27.

## A Base Model

Model No.	Size	Cylinder, I.D.
5511	25 mL	1.0-inch
5512	50 mL	1.3-inch
5513	100 mL	1.3-inch
5521	300 mL	2.5-inch
5522	450 mL	2.5-inch
5523	600 mL	2.5-inch
5524	160 mL	2.5-inch
5525	100 mL	2.0-inch

## B Gasket / Maximum Temperature

-OV	FKM O-ring, 225 °C
-OK	FFKM O-ring, 300 °C
-T	PTFE Flat Gasket, 350 °C

## C Materials of Construction (MOC)

-SS	T316 Stainless Steel
-MO	Alloy 400
-IN	Alloy 600
-HB	Alloy B-2 / B-3
-HC	Alloy C-276
-CS	Alloy 20
-Ti2	Titanium Grade 2
-Ti4	Titanium Grade 4
-ZR702	Zirconium Grade 702
-ZR705	Zirconium Grade 705

See page 10 or 24 for complete list of available alloys.

## D Electrical Supply

-115	115 VAC
-230	230 VAC

## E Motor

-VS	1/17 HP Variable Speed
-----	------------------------

## F Magnetic Stirrer Drive

-M	General Purpose Magnetic
----	--------------------------

## G Mag. Drive Materials of Construction

-MOC Symbol	Indicate Material of Construction
-------------	-----------------------------------

## H Pressure Gage

-3000	3000 psi / 207 bar
-2000	2000 psi / 138 bar
-1000	1000 psi / 69 bar
-600	600 psi / 40 bar
-200	200 psi / 14 bar
-100	100 psi / 7 bar

## I Controller

-4848 (included in base system)	PID Temperature Control, Ramp & Soak Programming, Motor Speed Control knob, and Data logging with Software. (RS-485 to USB cable not included) For use with up to three additional display modules.
-4848B	Same as above but for use with up to six additional display modules.
-4848T	Touchscreen w/ PID Temperature Control, Ramp & Soak Programming, Motor Control Module, Pressure Display Module, and either High Temperature Module or External Temperature Limit Module. Internal data logging included.
-A2110E	Motor Controller
-4871	Process Controller (for enhanced control options)

See Chapter 6 for a complete list of controllers and options.

## J 4848 Controller Options

-TDM	Tachometer Display Module
-MCM	Motor Control Module w/set point control of RPM
-PDM	Pressure Display Module
-HTM	High Temperature Cut Off Module
-ETLM	External Temperature Limit Module
-MTM*	Motor Torque Module
-SVM	Solenoid Valve Module (for cooling control)
-A1925E4	RS-485 to USB Cable for 4848 Controller (required for data logging)
-A1925E6	RS-485 to USB Converter, isolated, 30-ft
-A2208E	RS-485 Daisy Chain for Multiple Controllers
-A3504HC	SpecView Software Package for 4838/4848

\* The MTM must be installed in conjunction with the MCM.

## K Custom Options (List All Desired)

-GE	Gas Entrainment Stirrer
-BF	Removeable Baffle Set
-CAD	Internal Catalyst Addition Device
-XCAD	External Catalyst Addition Device
-SCP	Solids Charging Port (Ball Valve)
-RC	Reflux Condenser
-RTC	Reflux/Take-Off Condenser

See Chapter 7 for a complete list of optional accessories.

## L Certifications

-ASME	ASME Documentation
-CE	CE Documentation
-P	Parr Certification

## M Spare Parts Kit

-5529SPK	Spare Parts Kit for 5500 Series
----------	---------------------------------

Please note that all options and combinations are not compatible with all models.



211 53rd Street | Moline, Illinois 61265 USA | Phone: 1-309-762-7716 or 1-800-872-7720 | Fax: 1-309-762-9453  
E-mail: [parr@parrinst.com](mailto:parr@parrinst.com) | <https://www.parrinst.com>