

**Significant cost savings by
keeping your pallets captive.**



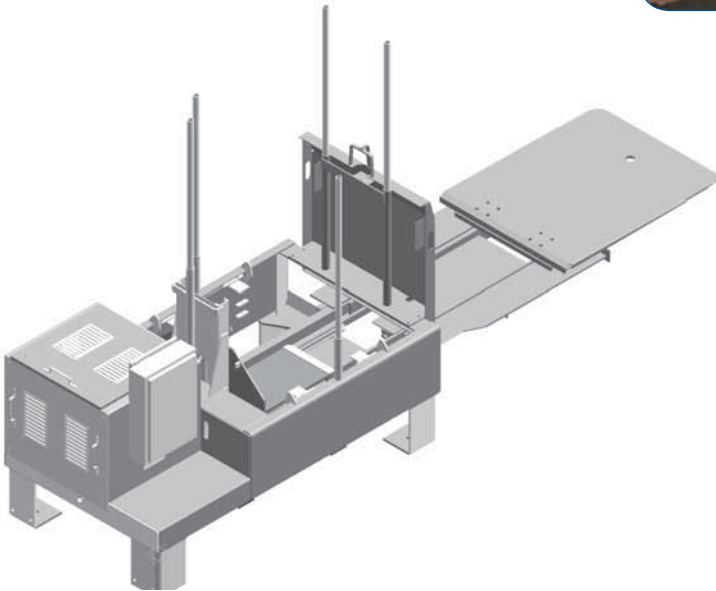
Cascade Load Transfer Stations ... making pallet handling a whole lot easier.

Our Load Transfer Stations provide economical and efficient solutions for handling pallets. Quickly remove loads from your pallets and make them available for transfer to slipsheets, less expensive shipping pallets, customer pallets or directly to push/pull platens. Shipping on slipsheets also allows you to substantially reduce pallet inventories, along with the associated costs of pallet storage, maintenance and retrieval.




40A - LTR STANDARD UNIT

- Allows load transfer to pallet, slipsheet, slaveboard, etc.
- Includes power pack, motor, fluid reservoir, starter box and relief valve
- Fully automated with remote radio-controlled box
- Easy installation
- Unit must be anchored to floor
- Ideal for medium to high volume applications where transferring boxed load to slipsheet is required
- Pallets are retained and automatically stacked up to 20 high
- Allows the pallets to remain in-house for re-use and reduction of operating costs
- Can be designed to accept various size loads and pallets
- Must be loaded/unloaded using lift truck
- Capacity up to 4,000 lb



40A - LTF FLOOR LEVEL LOADING

- Allows for floor loading/unloading with hand pallet jack, as well as transfers to pallet, slip sheet, slaveboard, etc.
- Includes power pack, motor, reservoir, starter box and relief valve
- Fully automated with push-button pendant box or remote radio control box
- Ideal for medium volume applications where loads are transferred between pallets or onto slipsheets
- Pallets are retained and automatically stacked up to 20 high
- Can be designed to accept various size pallets and loads up to 4,000 lb



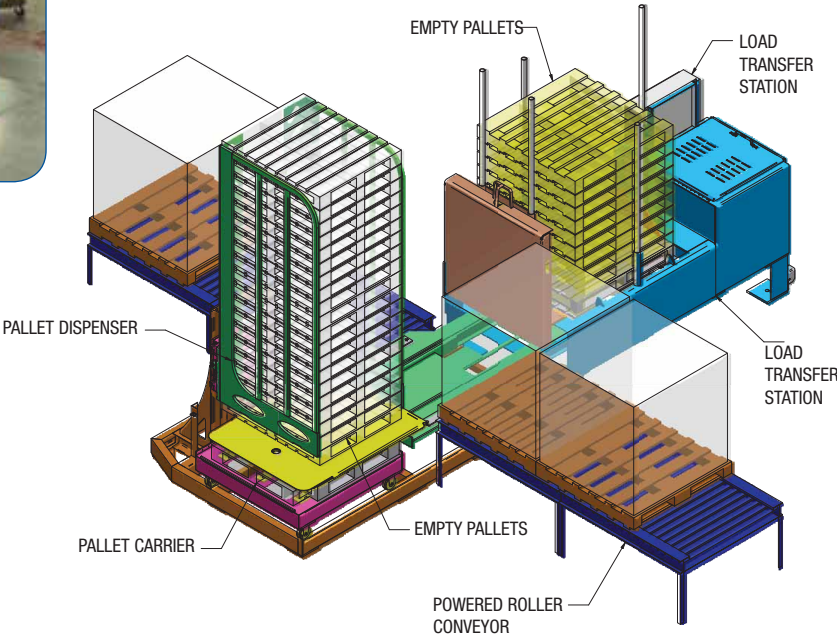
40A - LTP LOAD TRANSFER WITH PALLET DISPENSER

- Incorporates a Load Transfer Unit with a Pallet Dispenser
- Fully automated system ideal for medium volume applications where 'in-house' pallet needs to be retained
- Pallet dispenser automatically inserts the outgoing/shipping pallet under the load
- In-house pallet is retained and stacked in the load transfer station
- Must be loaded using lift truck



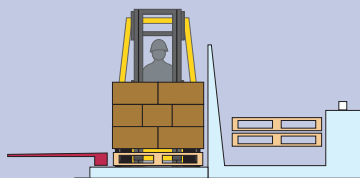
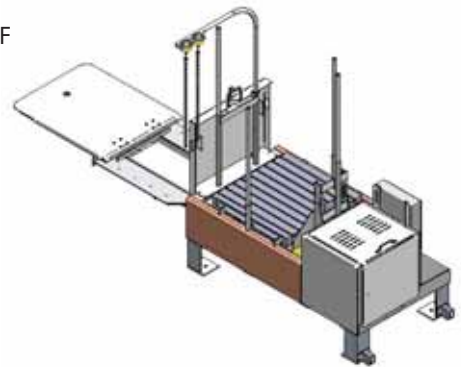
40A - LTR PALLET DISPENSER AND POWERED ROLLER CONVEYORS

- Incorporates a Load Transfer Unit, Pallet Dispenser and Powered Roller Conveyors
- Fully automated system ideal for high volume applications where 'in-house' pallet needs to be retained
- Pallet dispenser automatically inserts the outgoing/shipping pallet under the load
- In-house pallet is retained and stacked in the load transfer station
- Powered roller conveyors increase throughput while reducing cycle time
- Must be loaded/unloaded using lift truck

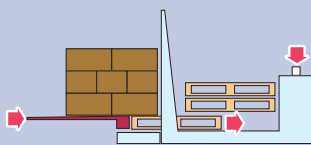


OPTIONS

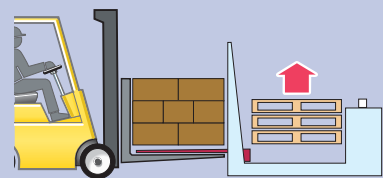
- Service kit contains a complete selection of service items, such as cylinder seals and roller bearings
- Audio alarm to warn when unit is in operating cycle
- Guarding and perimeter fencing
- Light beam shut off and safety light curtains
- Special coatings (galvanized, powder coating, epoxy) and components for 'wash down' applications
- Overhead pull cord to start cycle (radio remote is standard)
- Standard Siemens PLC can be replaced with a variety of controls
- Hydraulically adjustable faceplate
- Pendant control box with 25 feet of cable
- Oil heater — recommended for freezer applications where temperature drops below 34° F
- Oil cooler — recommended for extreme heat environments where temperature rises to above 100° F
- CSA/UL inspection with approval certificate — unit is built with certified components
- Various models available to handle different size pallets
- Custom design units for special applications including the following features:
 - Stretch wrapping station
 - Special conveyor system
 - Load stacker and/or de-stacker
 - Load squaring device
 - Stationary mast incorporated to lift loads to upper level



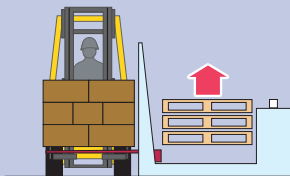
1. The pallet load is placed in the station and the forks withdrawn from the pallet.



2. The unit cycle switch, or radio controlled cycle switch, is actuated and the station automatically removes and stacks the pallets.



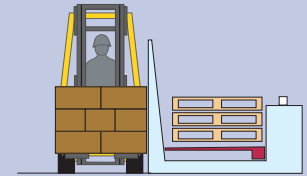
3. The shipping pallet, slipsheet or bare platens are placed directly under the transfer plate for receiving the load on the narrow facing.



3A. The shipping pallet may also be positioned for receiving the load on the wide facing.



4. The unit cycle switch or radio controlled cycle switch is again actuated. The transfer plate slides out from under the load, transferring it to the receiving lift truck.



5. Once the transfer plate is completely withdrawn, the truck is free to proceed with the load.