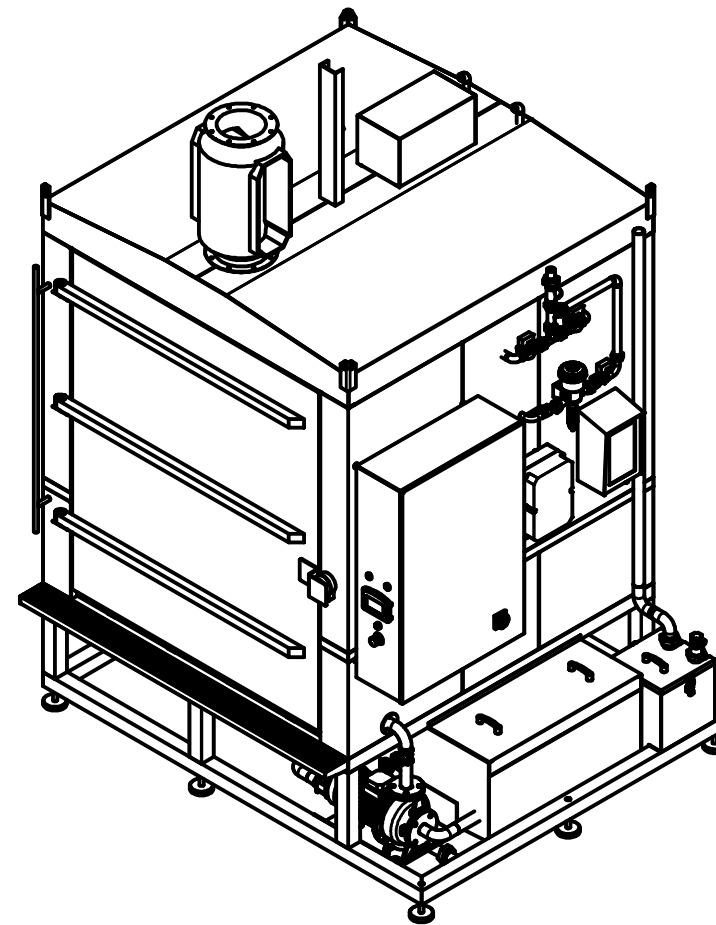
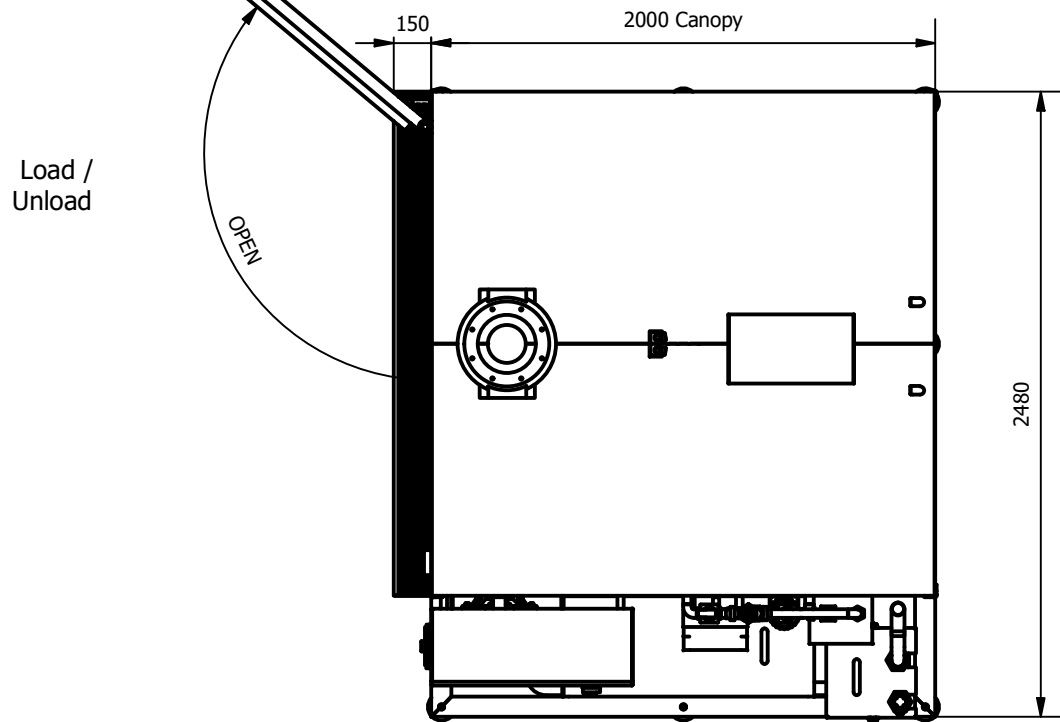
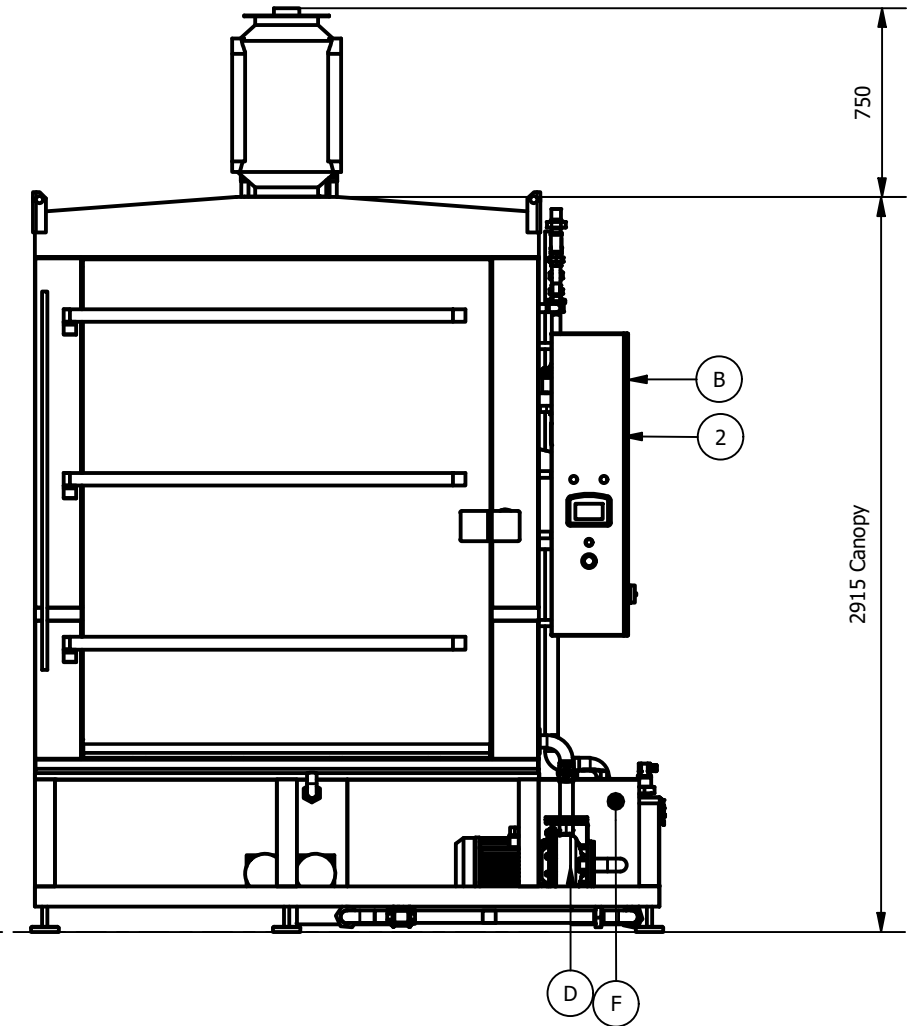
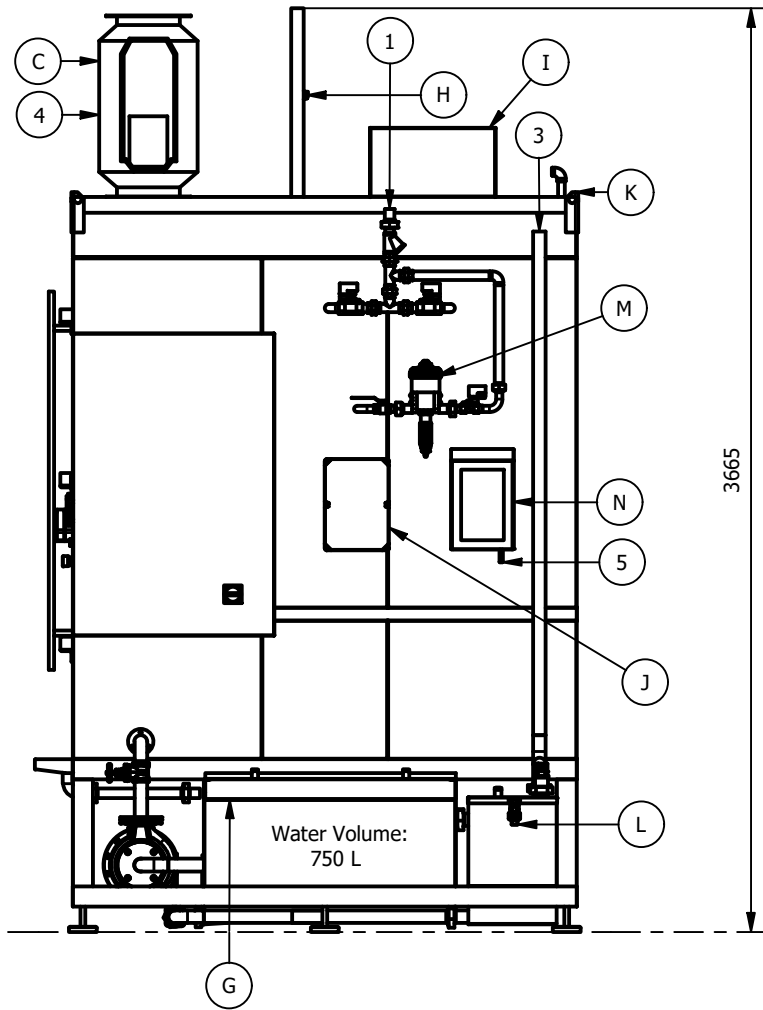


Point Loading:
2.5 Tonne / 8 feet
=310 kg/foot = 3.26 kg/cm²



ITEM	DESCRIPTION
A	Access Doors c/w Magnetic Interlocks
B	Main Control Panel
C	10" Extraction Fan
D	Wash Pump 7.5 kW
E	Electric Heaters 2x18kW
F	Vertical Filters
G	Tank Access
H	Extended Wash Arm
I	Traveljet Drive
J	Dosing Unit
K	Lifting lugs
L	Sump pump
M	Dosatron
N	Compressed Air

KEY	SERVICE
1	Common Water Inlet:1" BSP, @ 2-3 Bar, Ambient
2	Mains Power: 415V, 50hz, 3 ~, 4-Wire.
3	Sump Drain: 2" RJT.
4	Steam Extract: 10" Dia, 650 cfm, @ 1"WG.
5	Compressed Air Inlet:1x 8mm @5 bar Nom. Pressure

JOB No:1839 Rv:01

REV	DATE	DESCRIPTION

THE TOLERANCE SPECIFIED IS ONLY GENERALISED, FOR ANY SPECIFIC OR CRITICAL DIMENSIONS PLEASE REQUEST FURTHER INFORMATION FOR CLARIFICATION.
DO NOT SCALE UNLESS SPECIFIED
ALL MEASUREMENTS ARE IN mm

INDUSTRIAL WASHING MACHINES LTD,
FACET ROAD KINGS NORTON,
BIRMINGHAM B38 9PT,
UNITED KINGDOM

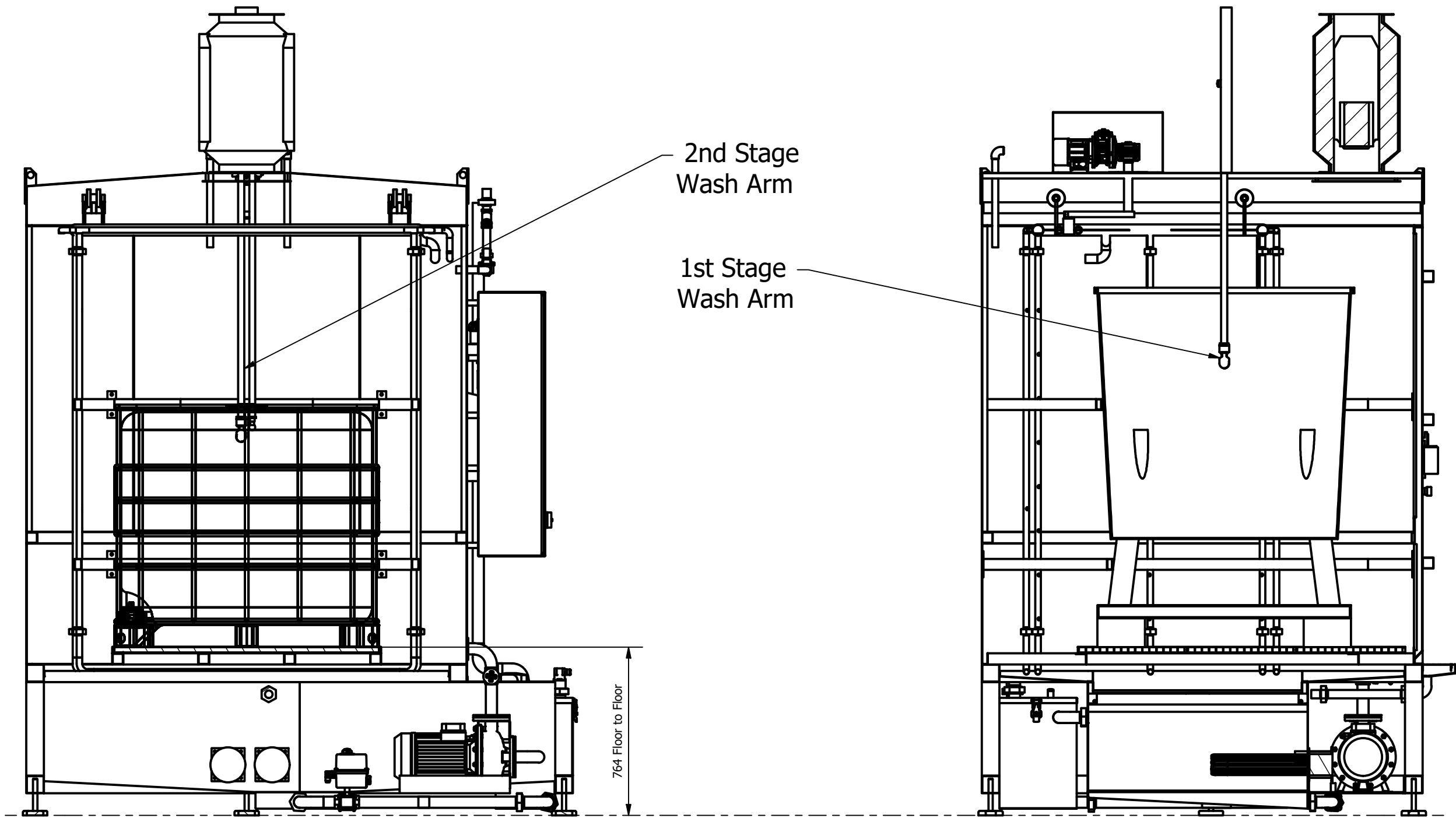
THIS DRAWING IS SUPPLIED UNDER COPYRIGHT FOR USE BY OUR CUSTOMER ONLY, UNDER NO CIRCUMSTANCES SHOULD IT BE COPIED, OR PASSED TO ANY THIRD PARTY WITHOUT THE WRITTEN CONSENT OF IWM LTD.

TEL: +44 (0) 121 459 9511
FAX: +44 (0) 121 459 9001
EMAIL: sales@indwash.co.uk
WEB SITE: indwash.co.uk



Tolerance +/-0.05	Quantity 1	Title DC20E-IBC
Drawn by Teofil	Part General View	Customer SC Johnson

Paper Size A3	Sheet Number 1
Date 05.08.2019	Scale 1:30
Material 304 SS	Drawing Number A/0508/01B



2nd Stage Wash Arm

1st Stage Wash Arm

764 Floor to Floor

JOB No:1839 Rv:01

THE TOLERANCE SPECIFIED IS ONLY GENERALISED, FOR ANY SPECIFIC OR CRITICAL DIMENSIONS PLEASE REQUEST FURTHER INFORMATION FOR CLARIFICATION.
DO NOT SCALE UNLESS SPECIFIED
ALL MEASUREMENTS ARE IN mm

THIS DRAWING IS SUPPLIED UNDER COPYRIGHT FOR USE BY OUR CUSTOMER ONLY, UNDER NO CIRCUMSTANCES SHOULD IT BE COPIED, OR PASSED TO ANY THIRD PARTY WITHOUT THE WRITTEN CONSENT OF IWM LTD.

INDUSTRIAL WASHING MACHINES LTD,
FACET ROAD KINGS NORTON,
BIRMINGHAM B38 9PT,
UNITED KINGDOM

TEL: +44 (0) 121 459 9511
FAX: +44 (0) 121 459 9001
EMAIL: sales@indwash.co.uk
WEB SITE: indwash.co.uk



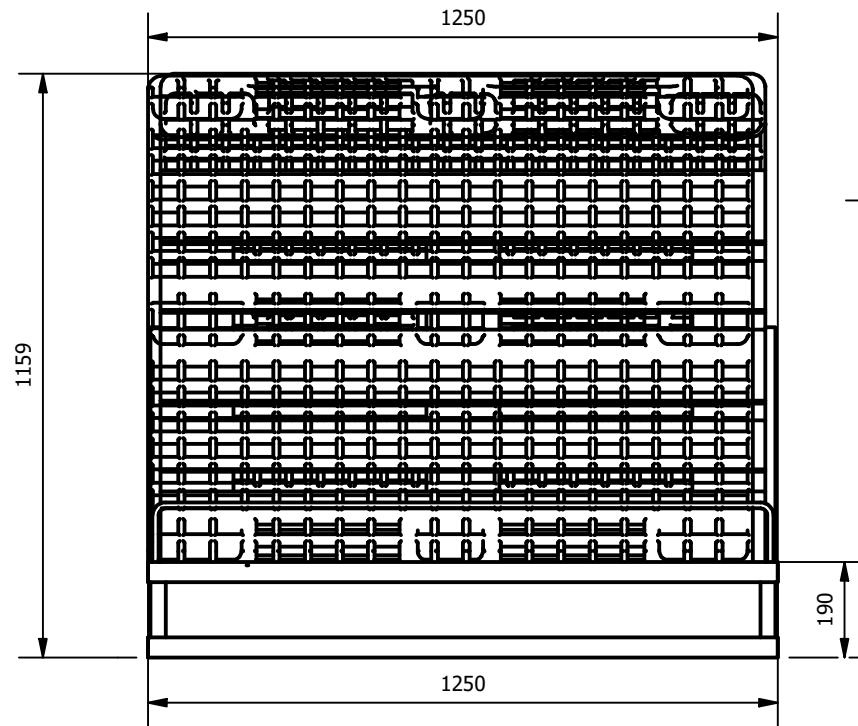
Tolerance	Quantity	Title
	1	DC20E- IBC
Drawn by	Part	
Teofil	Section View	
Customer		
SC Johnsons		

Paper Size	Sheet Number
A3	3
Date	Scale
14.08.2019	1:20
Material	Drawing Number
304 SS	A/1408/01B

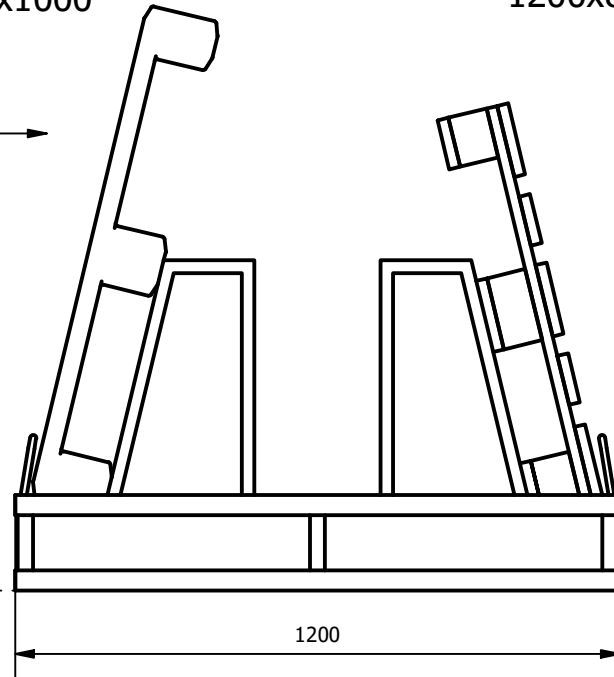
REV	DATE	DESCRIPTION

Samples to fit on DC20E-IBC Washing machine

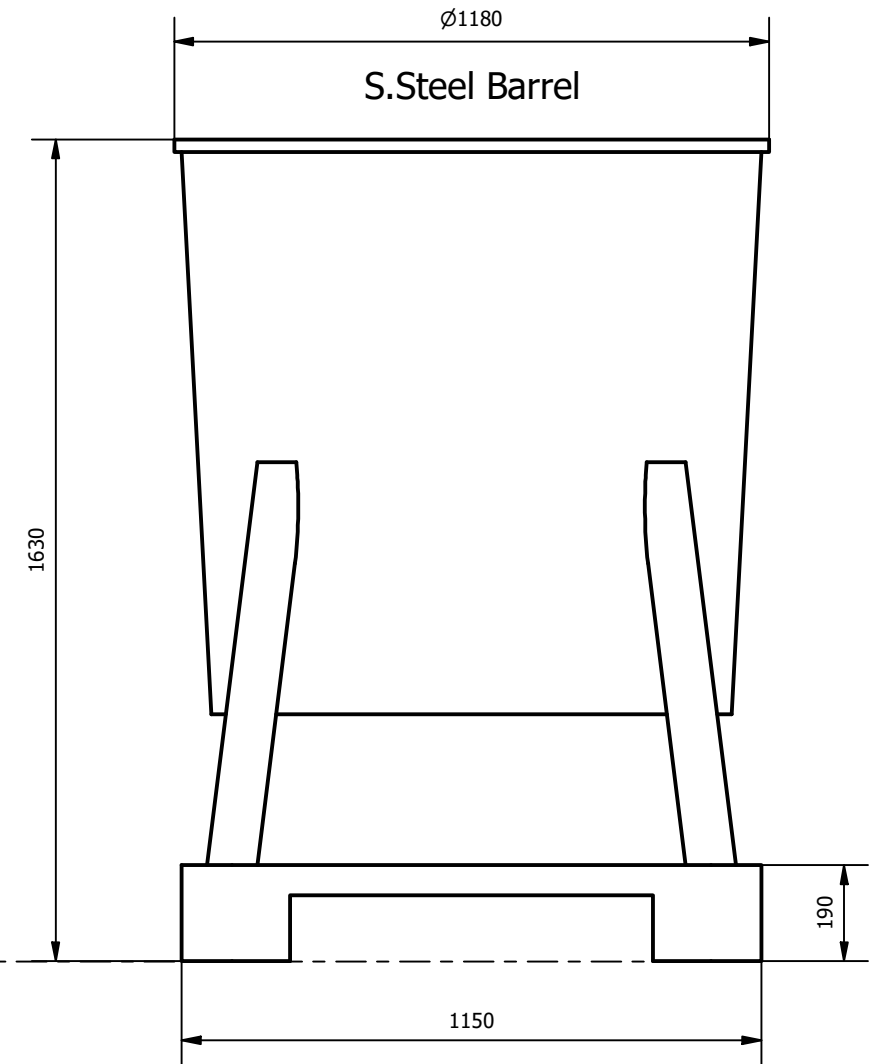
Pallet rack



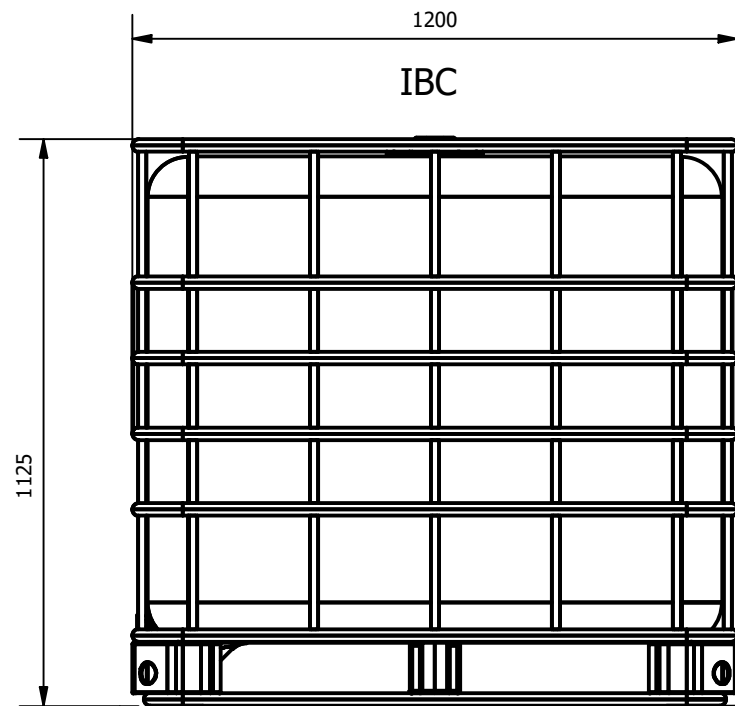
Standard Pallet
1200x1000



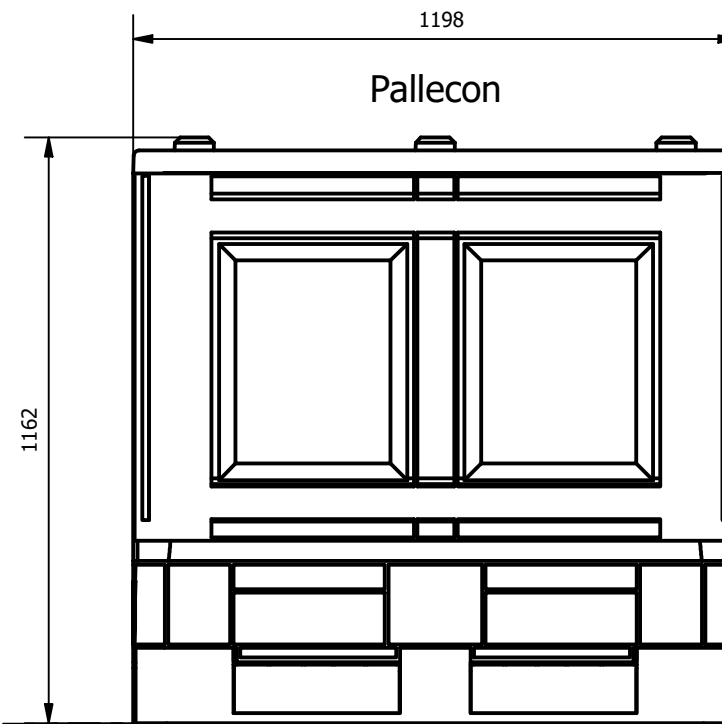
Euro Pallet
1200x800



IBC



Pallecon



JOB No:1839 Rv:01

THE TOLERANCE SPECIFIED IS ONLY GENERALISED, FOR ANY SPECIFIC OR CRITICAL DIMENSIONS PLEASE REQUEST FURTHER INFORMATION FOR CLARIFICATION.

DO NOT SCALE UNLESS SPECIFIED

ALL MEASUREMENTS ARE IN mm

THIS DRAWING IS SUPPLIED UNDER COPYRIGHT FOR USE BY OUR CUSTOMER ONLY, UNDER NO CIRCUMSTANCES SHOULD IT BE COPIED, OR PASSED TO ANY THIRD PARTY WITHOUT THE WRITTEN CONSENT OF IWM LTD.

INDUSTRIAL WASHING MACHINES LTD,
FACET ROAD KINGS NORTON,
BIRMINGHAM B38 9PT,
UNITED KINGDOM

TEL: +44 (0) 121 459 9511
FAX: +44 (0) 121 459 9001
EMAIL: sales@indwash.co.uk
WEB SITE: indwash.co.uk



Tolerance	Quantity	Title
	1	DC20E-IBC
Drawn by	Part	
Teofil	Samples	
Customer		
SC Johnsons		

Paper Size	Sheet Number
A3	2
Date	Scale
14.08.2019	1:10
Material	Drawing Number
Mixt	A/1408/01B

REV. DATE DESCRIPTION

6

5

4

3

2

1