

OPERATING MANUAL

for

Applications on the MAZATROL FUSION 640MT Pro (Installation Manual)

MANUAL No. : H737SA0031E

Serial No. :

Before using this machine and equipment, fully understand the contents of this manual to ensure proper operation. Should any questions arise, please ask the nearest Technical/Service Center.

IMPORTANT NOTICE

1. Be sure to observe the safety precautions described in this manual and the contents of the safety plates on the machine and equipment. Failure may cause serious personal injury or material damage. Please replace any missing safety plates as soon as possible.
2. No modifications are to be performed that will affect operation safety. If such modifications are required, please contact the nearest Technical/Service Center.
3. For the purpose of explaining the operation of the machine and equipment, some illustrations may not include safety features such as covers, doors, etc. Before operation, make sure all such items are in place.
4. This manual was considered complete and accurate at the time of publication, however, due to our desire to constantly improve the quality and specification of all our products, it is subject to change or modification. If you have any questions, please contact the nearest Technical/Service Center.
5. Always keep this manual near the machinery for immediate use.
6. If a new manual is required, please order from the nearest Technical/Service Center with the manual No. or the machine name, serial No. and manual name.

Issued by *Manual Publication Section, Yamazaki Mazak Corporation, Japan*

CONTENTS

	Page
1 SOFTWARE INSTALLED ON THE NC UNIT.....	1-1
1-1 Acrobat Reader	1-1
1-1-1 Installation.....	1-1
1-1-2 Language specifications	1-4

- NOTE -

CONTENTS

PERFORMANCE STANDARDS FOR THE 21ST CENTURY

1. Introduction

2. Objectives

3. Appendix A

1 SOFTWARE INSTALLED ON THE NC UNIT

This chapter explains precautions relating to the software products installed on the MAZATROL FUSION 640. These software products were installed to execute various MAZAK network services.

1-1 Acrobat Reader

The installation program for Acrobat Reader (manufactured by Adobe Systems Inc.) for accessing PDF files is already mounted on the MAZATROL FUSION 640. The installation of the Acrobat Reader is to be conducted by the user.

1-1-1 Installation



The installation program for Acrobat Reader is mounted on the MAZATROL hard disk. The directory structure is as shown above.

The following languages are available:

C:\AcrobatReader\Dutch	Dutch
C:\AcrobatReader\English	English
C:\AcrobatReader\French	French
C:\AcrobatReader\German	German
C:\AcrobatReader\Italian	Italian
C:\AcrobatReader\Japanese	Japanese
C:\AcrobatReader\Spanish	Spanish
C:\AcrobatReader\Swedish	Swedish

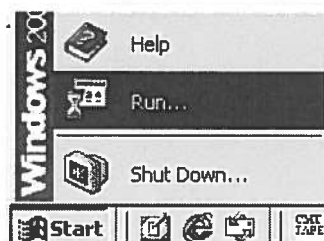
An agreement with Adobe Systems Inc. requires that Acrobat Reader be installed by the user. This is because agreement on the provisions of the "License Agreement" displayed on the first startup is the requirement for redistribution of the Acrobat Reader software.

The installation procedure for Acrobat Reader is described below.

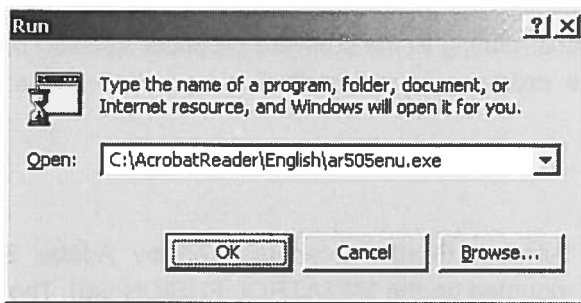
Note: The procedure required may slightly differ according to the language used for Acrobat Reader.

1. Installation procedure

- (1) Click the **[Start]** button and select **[Run...]** from the Start menu of Windows.




(2) Enter the installation program name in the text box and then select [OK] button.



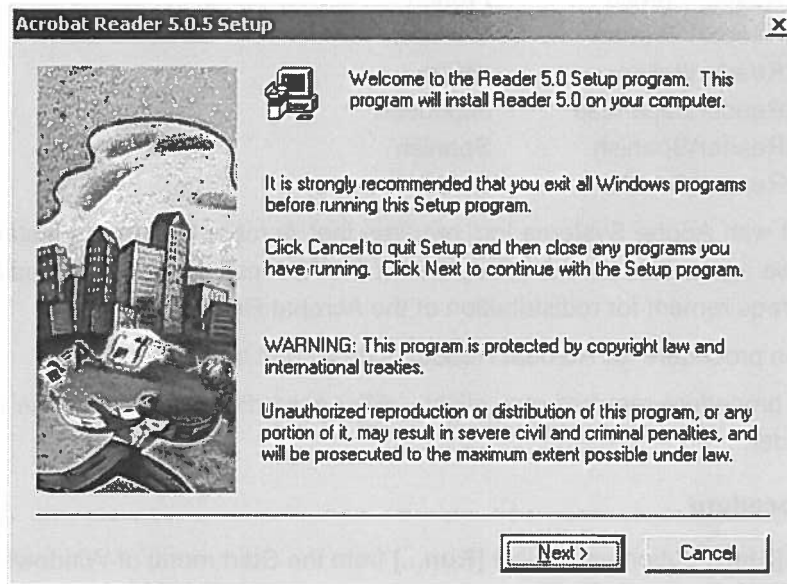
- The installation programs are named as follows according to the languages:

C:\AcrobatReader\Dutch\ar505nld.exe	Dutch
C:\AcrobatReader\English\ar505enu.exe	English
C:\AcrobatReader\French\ar505fra.exe	French
C:\AcrobatReader\German\ar505deu.exe	German
C:\AcrobatReader\Italian\ar505ita.exe	Italian
C:\AcrobatReader\Japanese\ar505jpn.exe	Japanese
C:\AcrobatReader\Spanish\ar505esp.exe	Spanish
C:\AcrobatReader\Swedish\ar505sve.exe	Swedish

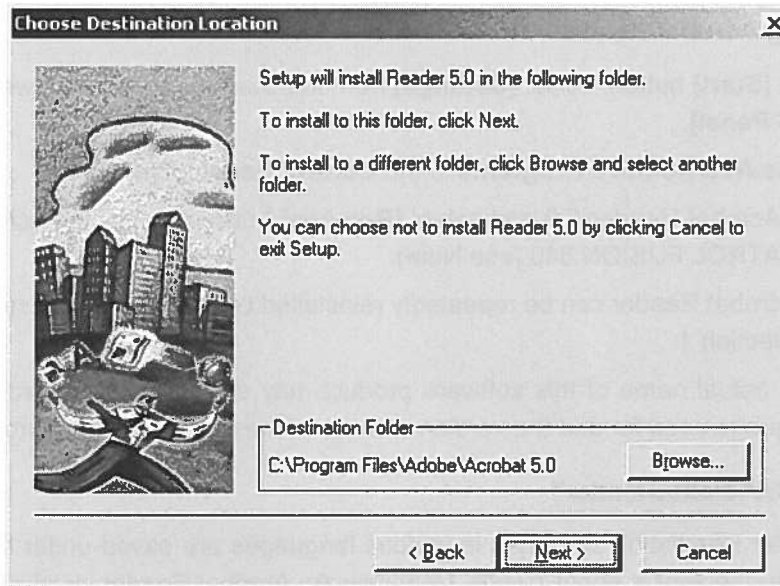
- At the start of installation, the following message is displayed.



(3) Select [Next] button.



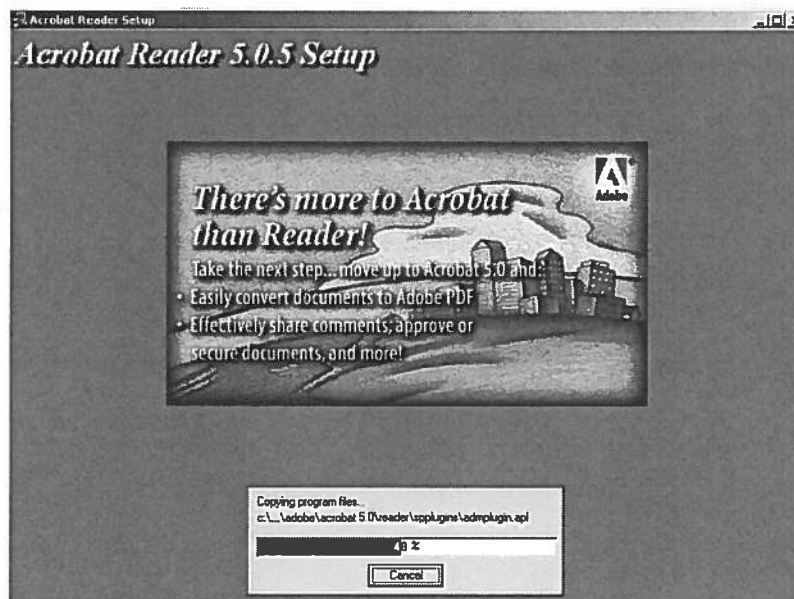
- (4) Set the directory in which Acrobat Reader is to be installed.



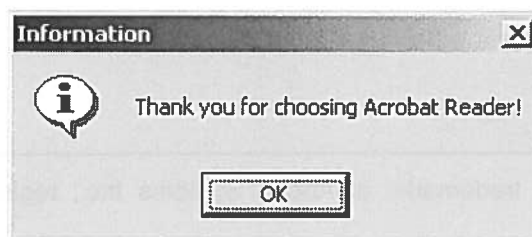
- In general, set the default directory (C:\Program Files\Adobe\Acrobat 5.0).

- (5) After setting the directory, select **[Next]** button.

→ The installation program will start the setup process.



- (6) Finally, the following message will appear to indicate that installation has been completed.



2. Remarks

A. Uninstalling Acrobat Reader

- (1) Click the **[Start]** button, select **[Settings]** from the Start menu of Windows and then choose **[Control Panel]**.
- (2) Select the **Add/Remove Programs** in the **Control Panel** folder.
- (3) Choose Acrobat Reader 5.0 and select **[Remove]** button to uninstall Acrobat Reader from the MAZATROL FUSION 640 (see Note).

Uninstalled Acrobat Reader can be repeatedly reinstalled by executing the installation procedure laid down in Section 1.

Note: The actual name of this software product may slightly differ according to the type of language used for and the version number of the Acrobat Reader program.

B. Deleting "C:\AcrobatReader"

Acrobat Reader installation programs in various languages are saved under this directory. The capacity of the directory is about 70 MB. Unnecessary Acrobat Reader installation programs can indeed be deleted in order to obtain a larger available area on the HD, for example, but it should be understood that an installation program once deleted will not be redistributed from Yamazaki Mazak.

1-1-2 Language specifications

Acrobat Reader installation programs in eight languages are mounted on the HD. These languages are:

Dutch, English, French, German, Italian, Japanese, Spanish and Swedish.

For the MAZATROL FUSION 640 system of another language (e. g., Portuguese), select the most convenient from the above-mentioned eight languages and install the Acrobat Reader software.

<p>Note: Adobe and Acrobat are trademarks of Adobe Systems Inc., registered in some specific areas. Windows is a trademark of the Microsoft Corporation, registered in some specific areas.</p>
--

Mazak

YAMAZAKI MAZAK CORPORATION

1 Norifune, Oguchi-cho, Niwa-gun,
Aichi-pref., Japan
Phone: Oguchi (0587)95-1131
Facsimile: 0587-95-2717

MAZAK CORPORATION

8025 Production Drive,
Florence, KY41042
U.S.A.
Phone: 859-342-1700
Facsimile: 859-342-1865

YAMAZAKI MAZAK EUROPE, N.V.

Research Park, Grauwmeer 7
3001 Leuven,
BELGIUM
Phone: 16-39-1611
Facsimile: 16-40-0196

YAMAZAKI MAZAK DEUTSCHLAND GmbH

Esslinger Strasse 4-6
D-73037 Goeppingen
GERMANY
Phone: 7161-6750
Facsimile: 7161-675274

YAMAZAKI MAZAK U.K. LTD.

Badgeworth Drive Worcester
WR49NF
UNITED KINGDOM
Phone: 1905-755755
Facsimile: 1905-755001

YAMAZAKI MAZAK SINGAPORE PTE., LTD.

21, Joo Koon Circle,
Jurong, Singapore 629053
Phone: 6862-1131
Facsimile: 6861-9284

URL: www.mazak.com