



# OHX Explosion-Proof Unit Heater



Front view with built-in thermostat and disconnect switch



Rear view with built-in thermostat and disconnect switch



1



2



3



4



5

## Features

### Color

- Standard: red.

### Finish

- Standard: epoxy/polyester powder paint.

### Voltage

- 208V, 240V, 480V, 600V, 1 or 3-phase.

### Construction

- 14-gauge steel cabinet.
- Adjustable anodized aluminum louvers.
- Cast aluminum control and element enclosure lids NEMA Type 7 and 9 with O-ring. **1**
- Fan Guard: multiple horizontal stiffening wires. **2**

### Protection

- Stainless steel high temperature pressure relief device. **3**
- Two high-limit temperature controls: one with automatic reset and one with manual reset.

### Fan

- Explosion-proof, thermally protected, permanently lubricated ball bearing motor. **4**
- 3 to 20kW: 1/4 HP, 1725 rpm.
- 25 to 35kW: 1/2 HP, 1725 rpm.

### Temperature code

- Division System: 5 to 30kW = T3B 165 °C (329 °F), 3kW/35kW = T3A 180 °C (356 °F).
- Zone System T3 200 °C (392 °F).

### Heat exchanger

- High grade metal-sheathed elements fins with ethylene glycol/water solution.
- Long-life, low watt density.
- Evacuated and sealed, carbon steel tube core with 10 aluminum fins per inch.

### Control

- 120VAC control (standard). **5**
- Optional 24VAC control (recommended due to safer voltage). Required for use with electronic thermostat.
- Optional built-in or wall thermostat (bi-metal or electronic).
- Optional built-in or wall disconnect switch.

### Additional Options

- Pilot light.
- Continuous fan.
- Heresite coatings.

### Installation

- Accessories available.

### Warranty

- 3-year warranty against defects.

### Application

- Paint storage area, petrochemical plant, refinery, chemical plant, mining industry, sawmill.

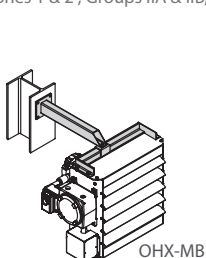
Consult the Electrical Code in your area before installing this unit.

## Approved locations

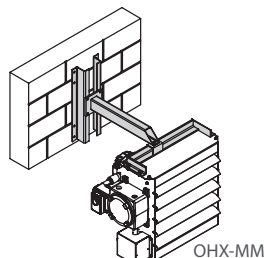
Class I, Divisions 1 and 2, Groups C and D.  
 Class II, Divisions 1 and 2, Groups F and G.  
 Temperature code: T3B (5 to 30kW), T3A (3/35kW).  
 Class I, Zones 1 & 2, Groups IIA & IIB, T3.

## Temperature limitations

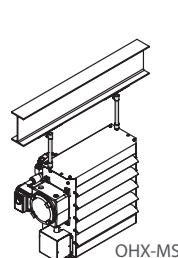
Ambient temperature: -40 °C to 40 °C (-40 °F to 104 °F).  
 Maximum altitude: 3048 m (10 000 ft.) above sea level.



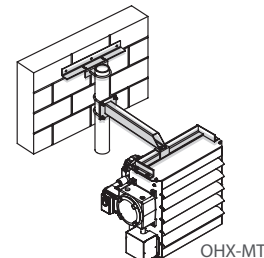
OHX-MB



OHX-MM



OHX-MS



OHX-MT

# OHX

## Models

| kW   | Product #   |             |             |             |             |             | Price    | BTU/hr | cfm  | T° Rise |      | T° Code <sup>2</sup> | Weight <sup>1</sup> |       |
|------|-------------|-------------|-------------|-------------|-------------|-------------|----------|--------|------|---------|------|----------------------|---------------------|-------|
|      | 208V (1 ph) | 208V (3 ph) | 240V (1 ph) | 240V (3 ph) | 480V (3 ph) | 600V (3 ph) |          |        |      | °C      | °F   |                      | lb                  | kg    |
| 3.0  | OHX03008    | OHX03038    | OHX03000    | OHX03030    | OHX03034    | OHX03036    | 6360.00  | 10236  | 350  | 18.0    | 32.2 | T3A                  | 188                 | 85.3  |
| 5.0  | OHX05008    | OHX05038    | OHX05000    | OHX05030    | OHX05034    | OHX05036    | 6700.00  | 17060  | 400  | 21.2    | 38.1 | T3B                  | 188                 | 85.3  |
| 7.5  | OHX07508    | OHX07538    | OHX07500    | OHX07530    | OHX07534    | OHX07536    | 7185.00  | 25590  | 600  | 22.4    | 40.4 | T3B                  | 188                 | 85.3  |
| 10.0 | -           | OHX10038    | OHX10000    | OHX10030    | OHX10034    | OHX10036    | 7670.00  | 34120  | 800  | 21.6    | 38.8 | T3B                  | 192                 | 87.1  |
| 15.0 | -           | OHX15038    | -           | OHX15030    | OHX15034    | OHX15036    | 7915.00  | 51180  | 1200 | 21.7    | 39.1 | T3B                  | 224                 | 101.6 |
| 20.0 | -           | -           | -           | -           | OHX20034    | OHX20036    | 8407.00  | 68240  | 1700 | 20.7    | 37.3 | T3B                  | 224                 | 101.6 |
| 25.0 | -           | -           | -           | -           | OHX25034    | OHX25036    | 9206.00  | 85300  | 2100 | 20.8    | 37.5 | T3B                  | 261                 | 118.4 |
| 30.0 | -           | -           | -           | -           | OHX30034    | OHX30036    | 9771.00  | 102360 | 3000 | 17.5    | 31.5 | T3B                  | 261                 | 118.4 |
| 35.0 | -           | -           | -           | -           | OHX35034    | OHX35036    | 10573.00 | 119420 | 3000 | 20.4    | 36.7 | T3A                  | 261                 | 118.4 |

## Options

| Product #<br>Kit            | Product #           |           | Price         | Description                                                                                                                                                                      |                |                                                                                                                                                                                             |
|-----------------------------|---------------------|-----------|---------------|----------------------------------------------------------------------------------------------------------------------------------------------------------------------------------|----------------|---------------------------------------------------------------------------------------------------------------------------------------------------------------------------------------------|
|                             | Factory installed*  | Reference |               |                                                                                                                                                                                  |                |                                                                                                                                                                                             |
| -                           | 24                  | B         | No Charge     | Transformer and contactor for 24VAC (required for use with built-in or wall mount electronic thermostat)                                                                         |                |                                                                                                                                                                                             |
| -                           | DIS                 | D         | 2154.00       | Built-in disconnect switch                                                                                                                                                       |                |                                                                                                                                                                                             |
| -                           | T1                  | -         | 661.00        | Explosion-proof built-in bi-metal thermostat, range 5 °C (40 °F) to 25 °C (80 °F)                                                                                                |                |                                                                                                                                                                                             |
| -                           | T2 <sup>3</sup>     | -         | 805.00        | Explosion-proof, electronic thermostat (low voltage), 5 °C (40 °F) to 25 °C (80 °F) (suitable for 24 volt control circuit only)                                                  |                |                                                                                                                                                                                             |
| -                           | L                   | P         | 812.00        | Pilot light "heat on"                                                                                                                                                            |                |                                                                                                                                                                                             |
| -                           | FC                  | F         | No Charge     | Continuous fan operation                                                                                                                                                         |                |                                                                                                                                                                                             |
| OUE-BTX1-N-B                | -                   | -         | 661.00        | Explosion-proof, wall mount bi-metal thermostat, 5 °C (40 °F) to 25 °C (80 °F) (suitable for 24VAC or 120VAC control circuit)                                                    |                |                                                                                                                                                                                             |
| OUE-XET1-1-N-B <sup>3</sup> | -                   | -         | 805.00        | Explosion-proof, electronic wall mount thermostat (low voltage), 5 °C (40 °F) to 25 °C (80 °F), (suitable for 24 volt control circuit only)                                      |                |                                                                                                                                                                                             |
| OUE-BLK1-N-A                | -                   | -         | 262.00        | Thermostat conversion kit allowing interchangeability from built-in thermostat to wall mount configuration                                                                       |                |                                                                                                                                                                                             |
| OUE-XDC-01                  | -                   | -         | 1583.00       | Explosion-proof wall mount disconnect switch, 600V, 50A max                                                                                                                      |                |                                                                                                                                                                                             |
| OHX-MS                      | -                   | -         | 223.00        | Hanging mounting bracket, all models. Ideal and economical if adequate overhead structure exists. Requires 1/2 in. (12.5 mm) pipe, cut and threaded (min. Sch. 40) not supplied. |                |                                                                                                                                                                                             |
|                             |                     |           | <b>3-10kW</b> | <b>15-20kW</b>                                                                                                                                                                   | <b>25-35kW</b> |                                                                                                                                                                                             |
| OHX-MBX <sup>4</sup>        | -                   | -         | 336.00        | 336.00                                                                                                                                                                           | 336.00         | Basic mounting bracket. Can be bolted or welded directly to structural steel or concrete.                                                                                                   |
| OHX-MMX <sup>4</sup>        | -                   | -         | 404.00        | 404.00                                                                                                                                                                           | 404.00         | Wall mounting bracket. Use in buildings that have substantial walls. The Z sections provide additional support where necessary.                                                             |
| OHX-MTX <sup>4</sup>        | -                   | -         | 404.00        | 404.00                                                                                                                                                                           | 404.00         | Pipe mounting bracket. For buildings with insufficient strength to use other types of mounting brackets. Requires 3 in. (75 mm) pipe (3 1/2 in. [87.5 mm] O.D., min. Sch. 40) not supplied. |
| -                           | HCCX <sup>4,5</sup> | H1        | 1697.00       | 1847.00                                                                                                                                                                          | 1918.00        | Heresite P-413 baked phenolic coating of heat exchanger core only                                                                                                                           |
| -                           | HCBX <sup>4,5</sup> | H2        | 2730.00       | 3099.00                                                                                                                                                                          | 3468.00        | Heresite P-413 baked phenolic coating of louvers, fan blade, fan guard & cabinet parts                                                                                                      |
| -                           | HCUX <sup>4,5</sup> | H3        | 3689.00       | 4059.00                                                                                                                                                                          | 4502.00        | Heresite P-413 baked phenolic coating of heat exchanger core, louvers, fan blade, fan guard & cabinet parts                                                                                 |

\* For factory installed options, add the option number to the product number. See the **Product Code** section inside the front cover.

<sup>1</sup> Shipping weight.

<sup>2</sup> Temperature code: T3B = 165 °C (329 °F), T3A = 180 °C (356 °F).

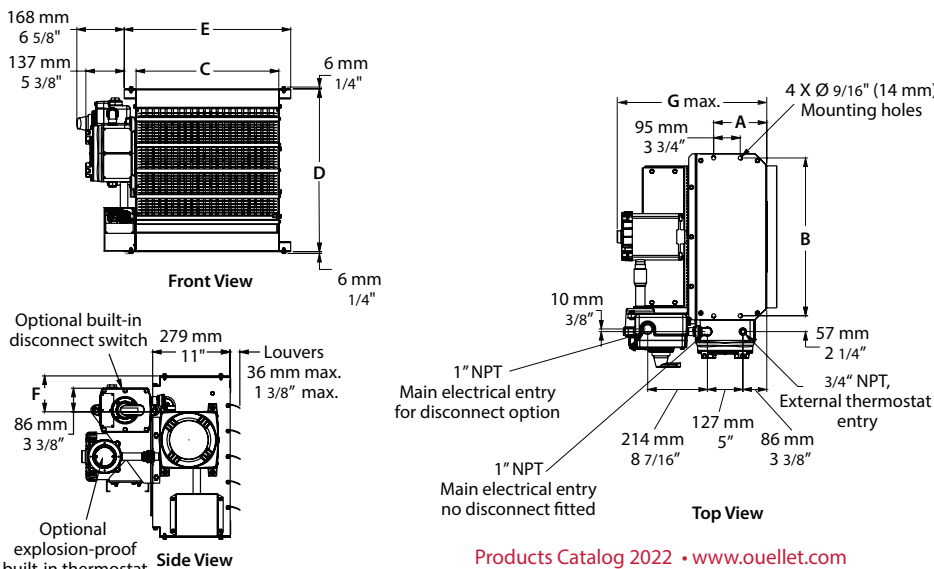
<sup>3</sup> Built-in transformer and contactor for 24VAC are required, add « -24 » to the product number.

<sup>4</sup> X = 1 (3 to 10kW units), 2 (15 to 20kW units), 3 (25 to 35kW units).

<sup>5</sup> We do not Heresite coat the explosion-proof motor, control enclosure, aluminium conduit or any options such as disconnect or integral thermostat.

Allow additional 4 to 6 weeks lead time.

Standard color is red.



| Models | 3 to 10kW  | 15 to 20kW | 25 to 35kW |
|--------|------------|------------|------------|
| Fan    | 12"        | 16"        | 20"        |
|        | 305 mm     | 406.4 mm   | 508 mm     |
| Dim.   | in. (mm)   | in. (mm)   | in. (mm)   |
| A      | 7.5 (191)  | 7.5 (191)  | 7.5 (191)  |
| B      | 18.2 (462) | 22.3 (566) | 26.3 (668) |
| C      | 16.3 (414) | 20.3 (516) | 24.3 (617) |
| D      | 19.0 (483) | 23.0 (584) | 27.0 (686) |
| E      | 19.5 (495) | 23.5 (597) | 27.5 (699) |
| F      | 3.1 (79)   | 5.1 (130)  | 7.1 (180)  |
| G      | 22.3 (566) | 22.3 (566) | 23.3 (592) |