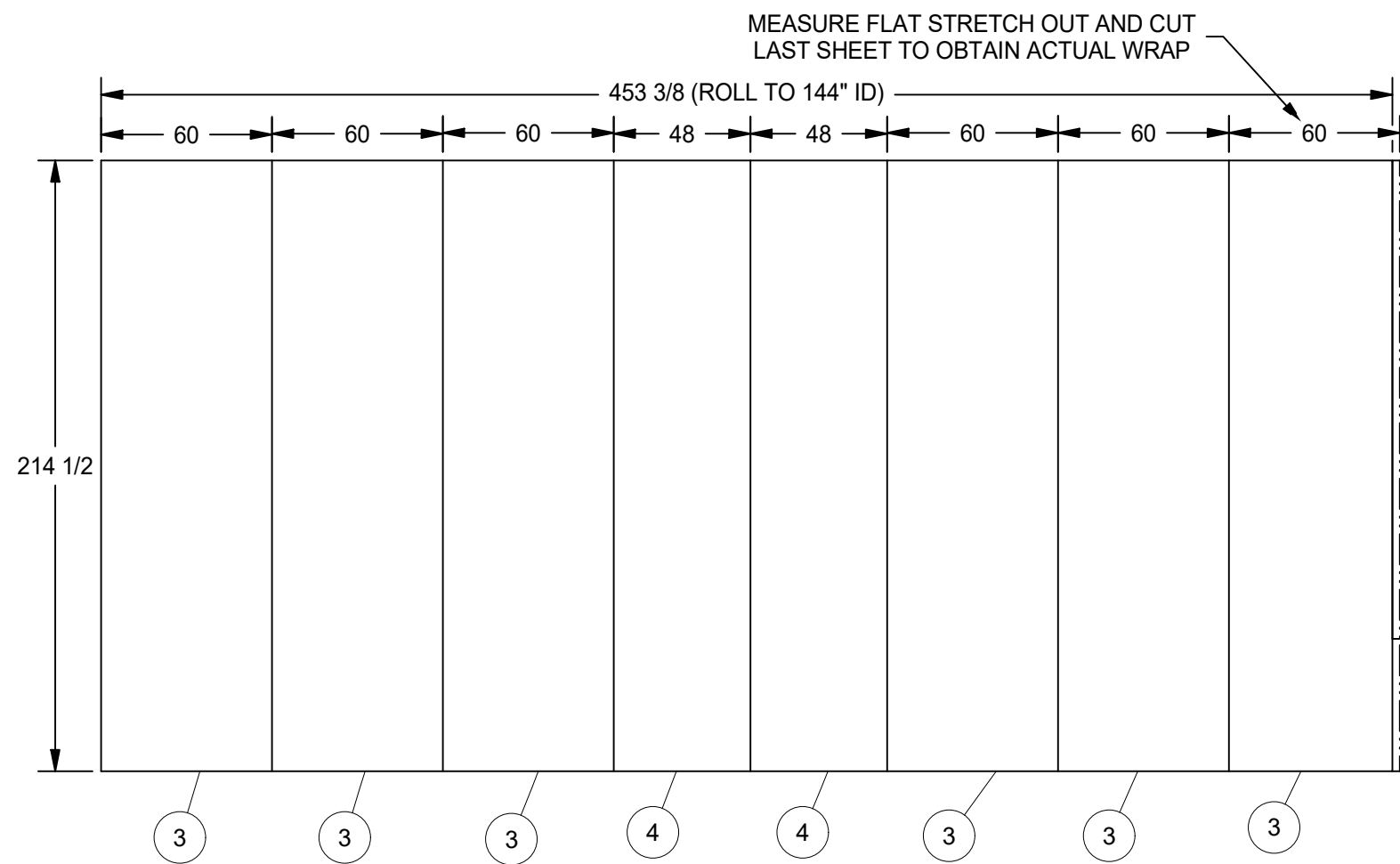
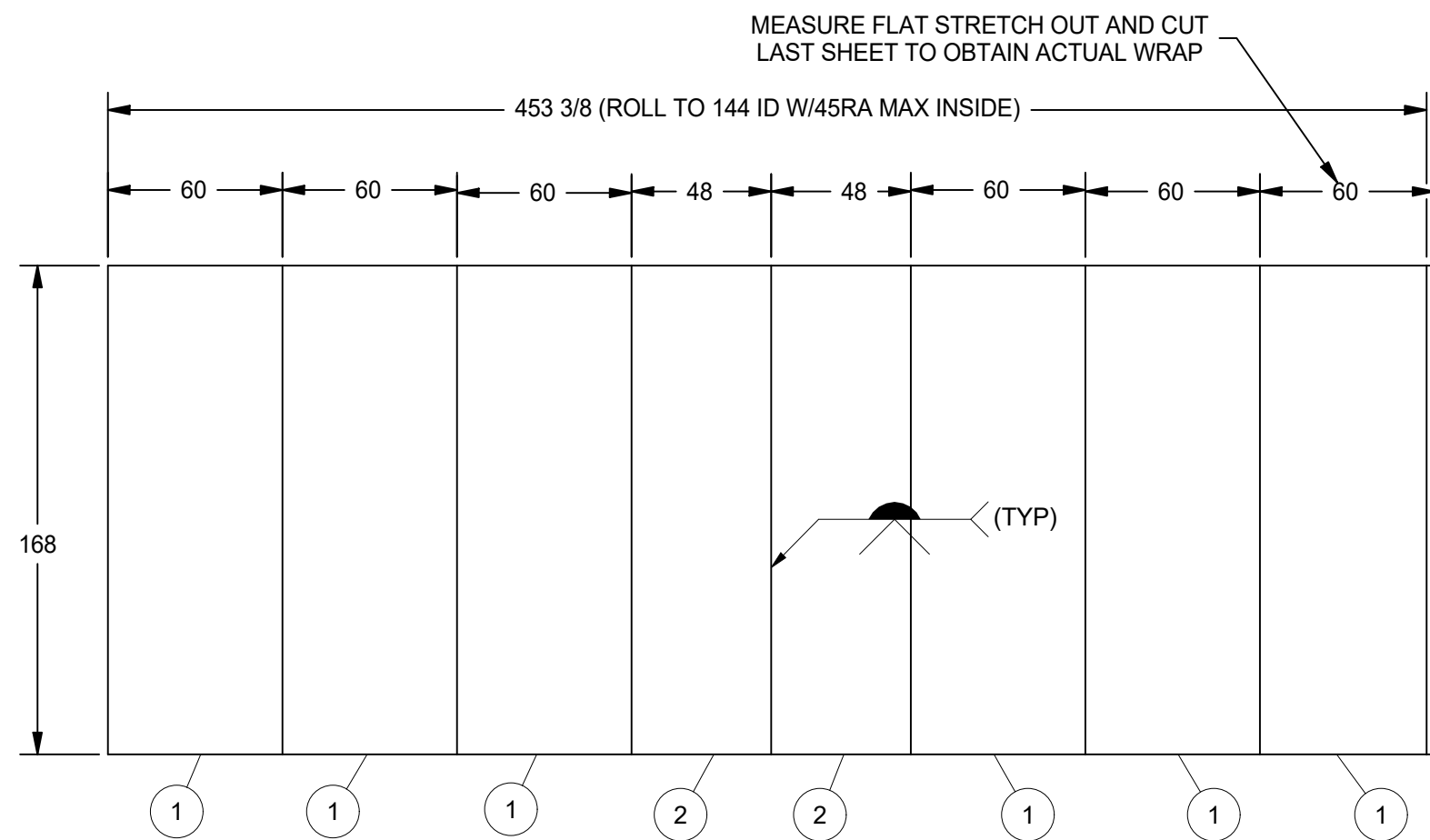


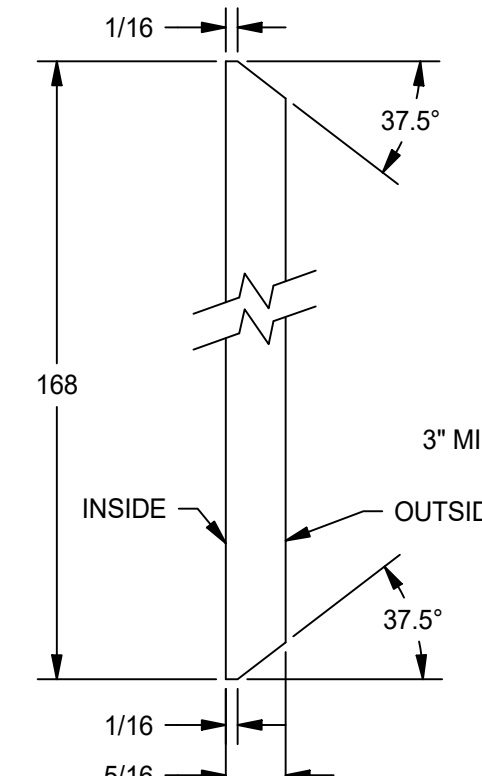
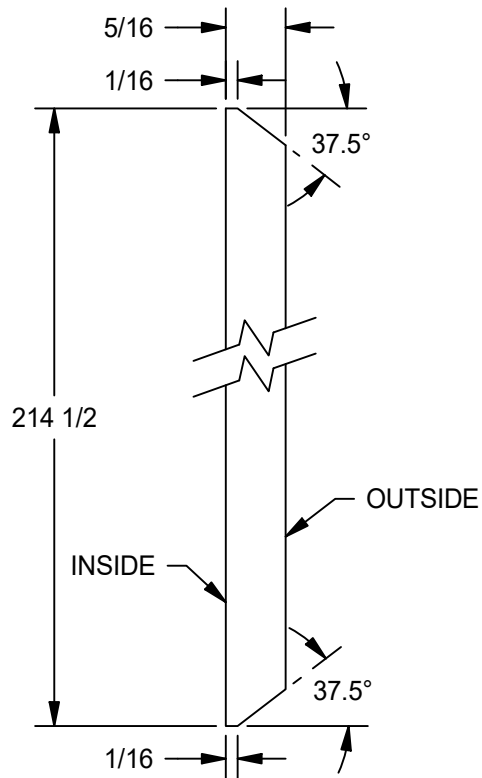
PARTS LIST							A	M
ITEM NO.	QTY	DESCRIPTION	MAT'L TYPE	DOC. REQ'D	PART NO.	REF. DOCUMENT		
	1	INNER SHEL ASSY .3125" THK 144" ID 765" LG 45RA MAX/HR	304/304L S/S	MTR	1914506-0340	SD1914506-0340		
1	12	SHEET .3125" THK 60" X 168" HR/2S	304/304L S/S SA-240	MTR	1914506-0391			05
2	4	SHEET .3125" THK 48" X 168" HR/2S	304/304L S/S SA-240	MTR	1914506-0392			05
3	12	SHEET .3125" THK 60" X 214.5" HR/2S	304/304L S/S SA-240	MTR	1914506-0393			05
4	4	SHEET .3125" THK 48" X 214.5" HR/2S	304/304L S/S SA-240	MTR	1914506-0394			05



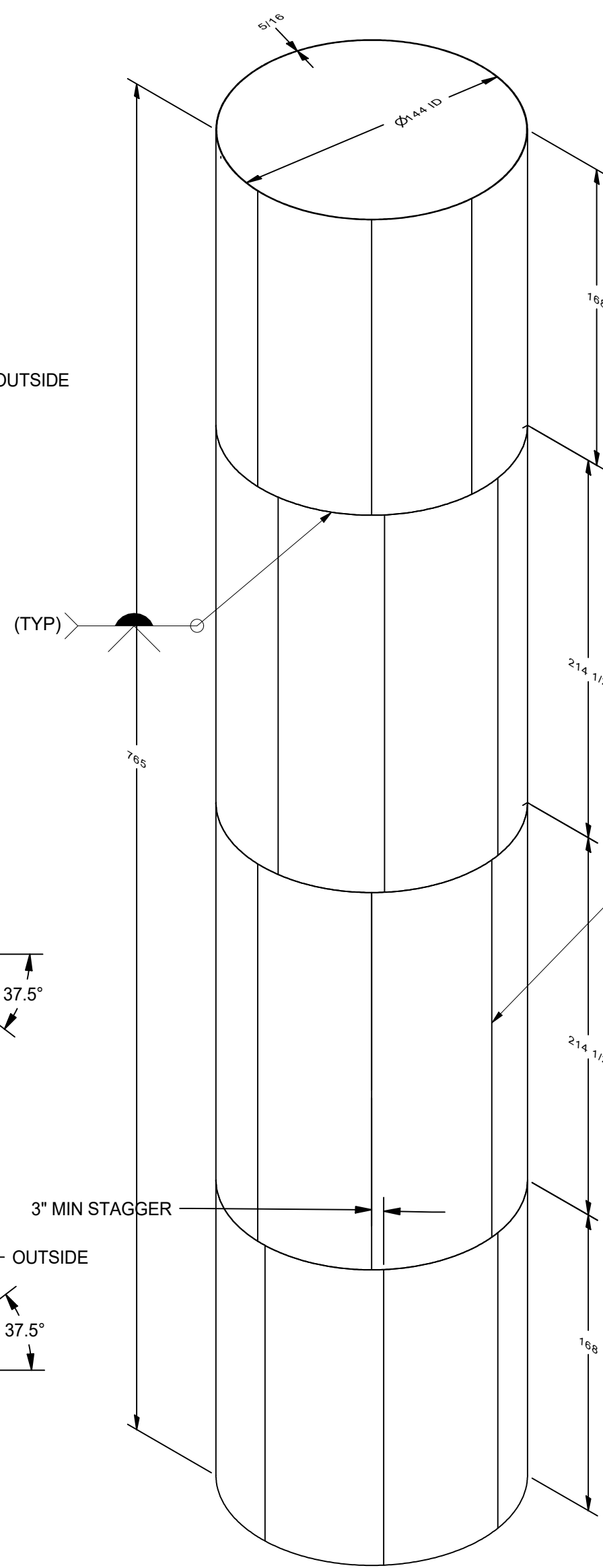
**FLAT PATTERN**  
MIDDLE SECTIONS  
(2) WELDMENTS REQUIRED FOR (1) TANK



**FLAT PATTERN**  
TOP & BOTTOM SECTIONS  
(2) WELDMENTS REQUIRED FOR (1) TANK



**BEVEL SKETCH**



**ISOMETRIC VIEW**

- NOTES:**
- ALL DIMENSIONS ARE IN INCHES UNLESS SPECIFIED OTHERWISE.
  - ALL WELDING TO BE DONE BY ASME CERTIFIED WELDERS.
  - RADIOGRAPHY: NONE
  - APPROXIMATE WEIGHT:  
UPPER OR LOWER CAN: 8,784 LBS  
MIDDLE CAN: 6,878 LBS  
SHELL ASSY: 31,324 LBS
  - MATERIAL FINISH:  
INTERIOR: HR  
EXTERIOR: HR  
WELD FINISH:  
INTERIOR: AS IS  
EXTERIOR: AS IS  
SHELL INTERIOR WILL SPIN POLISH TO 45RA MAX

DRAWN BY T. MCKNABB	DATE 2/27/2020
DESIGN REVIEWED BY <i>[Signature]</i>	DATE 3/16/2020
PROCESS REVIEWED BY	DATE
STRUCTURAL REVIEWED BY	DATE

TITLE  
**INNER SHEL ASSY  
.3125" THK 144" ID 765" LG**

This drawing is for fabrication by Paul Mueller Company only, and any other use is strictly prohibited. Paul Mueller Company hereby disclaims any liability arising out of the use of this drawing in whole or in part by others, for any purpose.

**MUELLER** PAUL MUELLER COMPANY  
1600 W. PHELPS STREET · SPRINGFIELD, MO 65802 USA  
417-575-9000 · 1-800-MUELLER · paulmueller.com

DRAWING NO.  
**SD1914506-0340**

REV	DESCRIPTION	BY	DATE	REVIEW	DATE
A	RELEASED FOR PRODUCTION	TLM	2/25/2020	[Signature]	3/16/2020
REVISIONS					